Retail Snapshot

January | 2020

4 week share tracking of top 5 retail groups

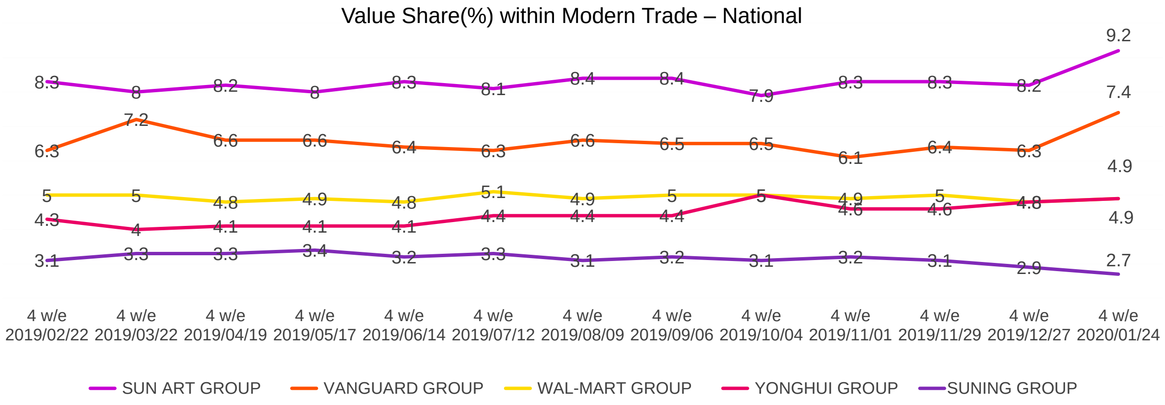

12 week KPI performance vs. last year for top 5 groups

	More shoppers?		Higher value baskets?		More trips?		Higher SRP (million) ?	
SUN ART GROUP	17.0%	-2.2%	102.3 RMB	+7.1%	4.1 trips	+1.3%	126.92	+1.2%
VANGUARD GROUP	12.8%	-8.3%	104.5 RMB	+10.5%	4.2 trips	-0.7%	98	-6.9%
WAL-MART GROUP	11.5%	-8.0%	104.2 RMB	+5.5%	3.4 trips	+0.6%	71.06	-5.4%
YONGHUI GROUP	11.3%	+7.6%	86.7 RMB	+9.2%	3.1 trips	+2.3%	45.55	-11.4%
SUNING GROUP	8.0%	-6.7%	96.6 RMB	+6.9%	3.0 trips	-7.1%	83.26	12.5%

12 week share tracking of top 10 retail groups in four regions

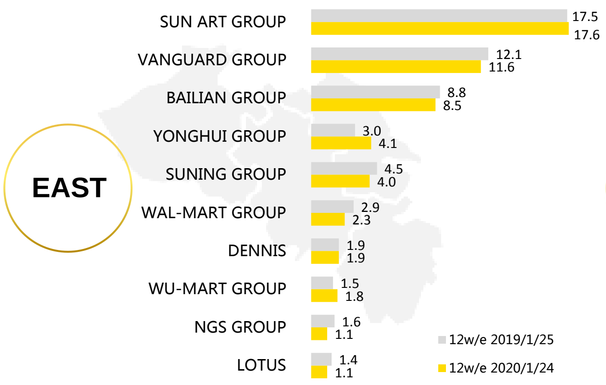

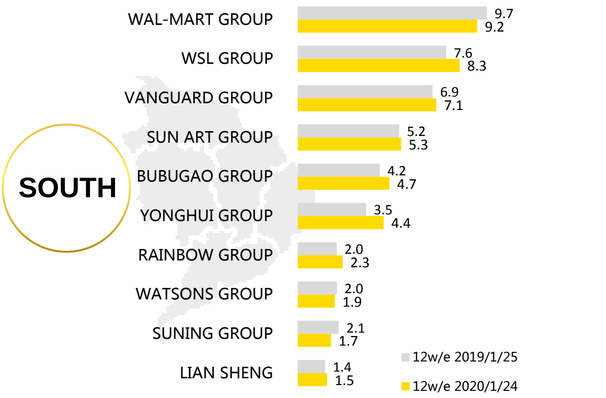

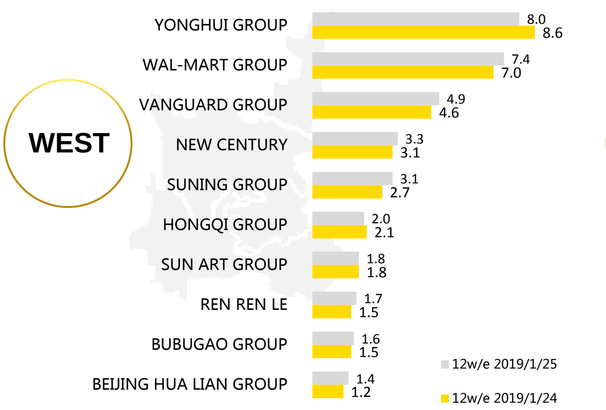

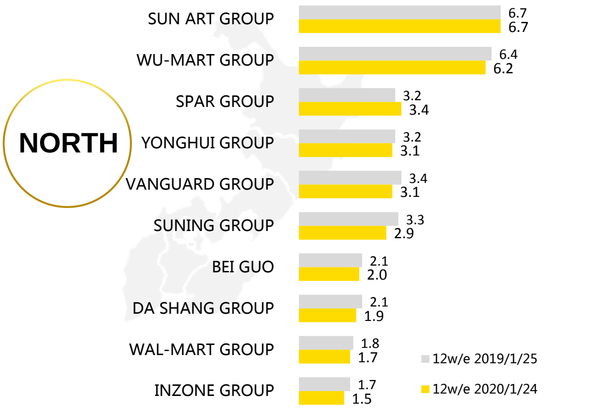

NOTE: **SUN ART Group** includes Auchan and RT-Mart; **WAL-MART Group** includes Wal-Mart, Trust-mart, Sam's Club; **VANGUARD Group** includes Vanguard, Ole, Huarun SG, Hongkelong, TESCO; **BAILIAN Group** includes Century Mart, GMS, Lian Hua, Hua Lian, Quik etc. **Bubugao Group** includes Bubugao, Nancheng. **Hongqi Group** includes Hongqi and Huhui. **Watsons Group** includes Parknshop, Watsons, Taste; **SUNING Group** includes SUNING CVS, DIA, CARREFOUR; **WU-MART Group** includes Wu-mart, Metro.

Data Source: Kantar Worldpanel China - Based on FMCG Market Modern Trade (Hyper + Super + CVS)