Retail Snapshot

February | 2020

4 week share tracking of top 5 retail groups

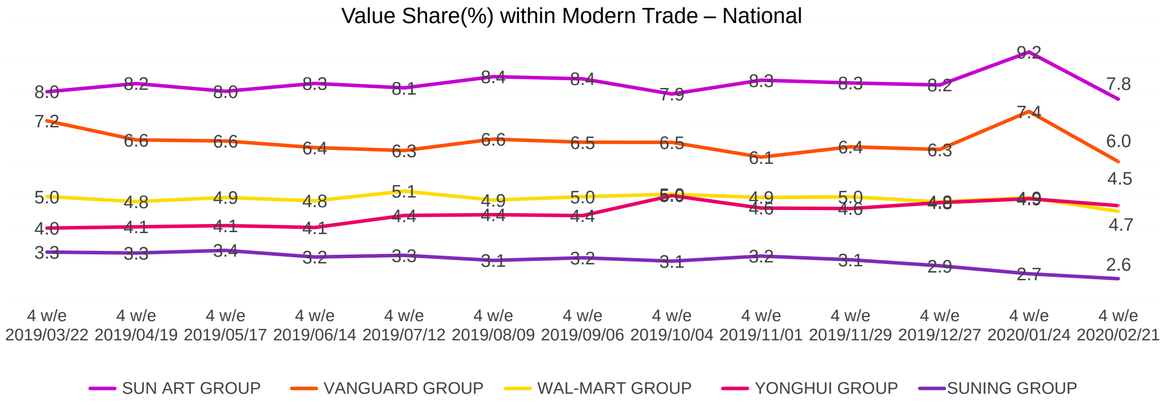

12 week KPI performance vs. last year for top 5 groups

	More shoppers?		Higher value baskets?		More trips?		Higher SRP (million) ?	
SUN ART GROUP	16.5%	-4.4%	107.3 RMB	+1.3%	4.1 trips	-0.3%	122.82	-2.6%
VANGUARD GROUP	12.6%	-8.4%	107.5 RMB	+2.9%	4.2 trips	-1.8%	96.36	-8.0%
WAL-MART GROUP	11.3%	-10.3%	108.8 RMB	-0.4%	3.3 trips	-2.1%	68.45	-10.2%
YONGHUI GROUP	11.2%	+7.0%	90.2 RMB	+1.2%	4.0 trips	+0.5%	83.10	9.9%
SUNING GROUP	7.4%	-13.6%	99.6 RMB	+0.9%	3.2 trips	-5.1%	42.91	-16.2%

12 week share tracking of top 10 retail groups in four regions

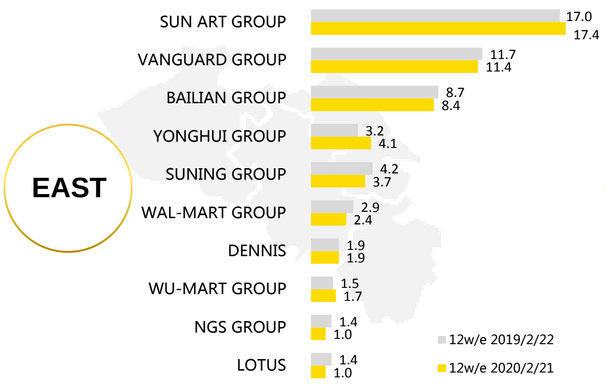

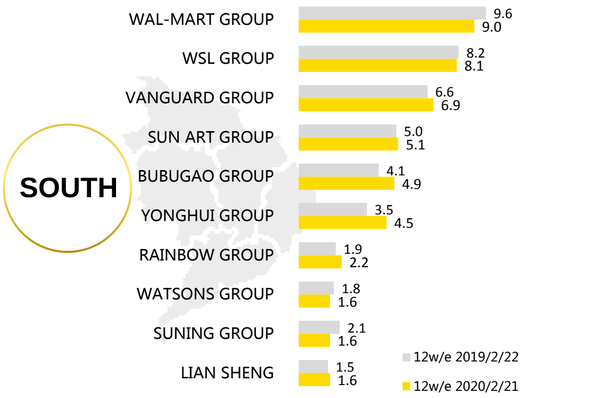

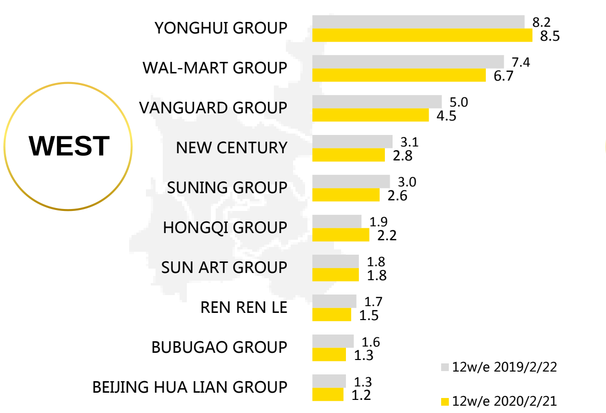

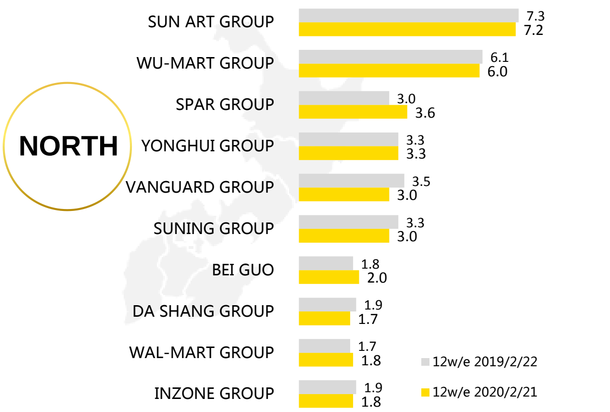

NOTE: **SUN ART Group** includes Auchan and RT-Mart; **WAL-MART Group** includes Wal-Mart, Trust-mart, Sam's Club; **VANGUARD Group** includes Vanguard, Ole, Huarun SG, Hongkelong, TESCO; **BAILIAN Group** includes Century Mart, GMS, Lian Hua, Hua Lian, Quik etc. **Bubugao Group** includes Bubugao, Nancheng. **Hongqi Group** includes Hongqi and Huhui. **Watsons Group** includes Parknshop, Watsons, Taste; **SUNING Group** includes SUNING CVS, DIA, CARREFOUR; **WU-MART Group** includes Wu-mart, Metro.

KANTAR WORLDPANEL
A CTR SERVICE IN CHINA

Data Source: Kantar Worldpanel China - Based on FMCG Market Modern Trade (Hyper + Super + CVS)