Retail Snapshot

March | 2020

4 week share tracking of top 5 retail groups

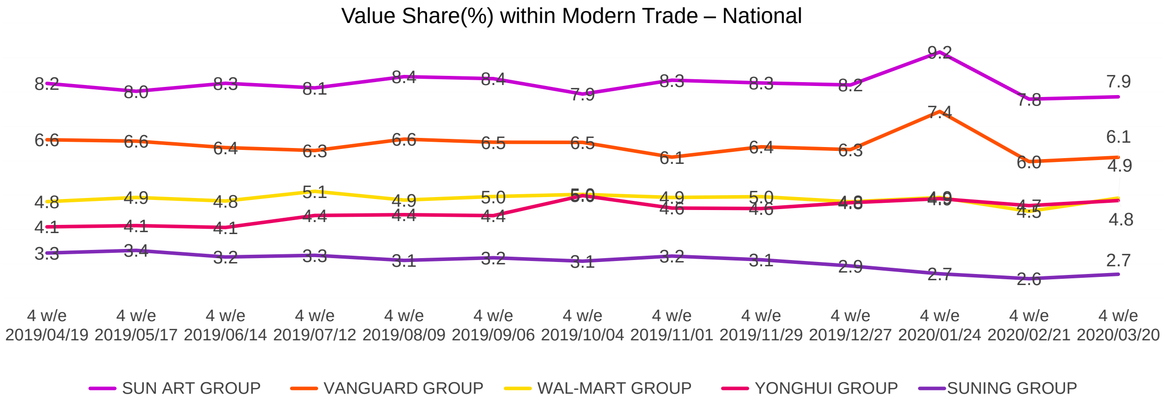

12 week KPI performance vs. last year for top 5 groups

	More shoppers?		Higher value baskets?		More trips?		Higher SRP (million) ?	
SUN ART GROUP	16.2%	-6.0%	107.6 RMB	+0.7%	4.1 trips	-0.7%	121.70	-4.6%
VANGUARD GROUP	12.2%	-12.2%	108.9 RMB	+2.5%	4.2 trips	-2.5%	94.71	-12.5%
WAL-MART GROUP	11.0%	-10.7%	113.3 RMB	+2.0%	3.3 trips	-3.1%	66.59	-11.5%
YONGHUI GROUP	11.0%	+6.5%	92.5 RMB	+3.1%	4.1 trips	-2.3%	81.91	+6.4%
SUNING GROUP	7.1%	-16.4%	102.1 RMB	+0.7%	3.1 trips	-6.7%	40.99	-20.2%

12 week share tracking of top 10 retail groups in four regions

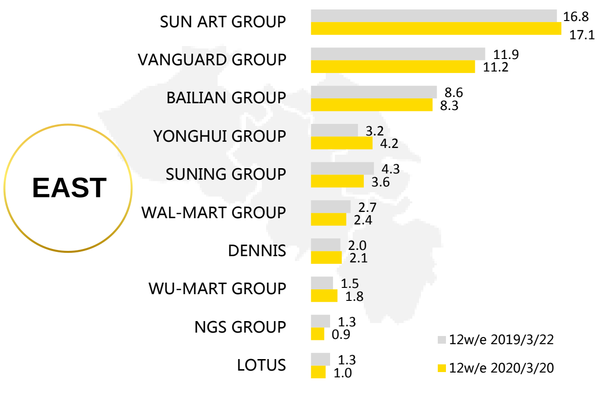

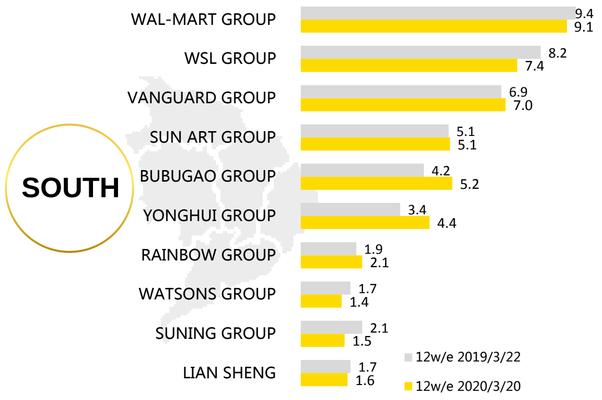

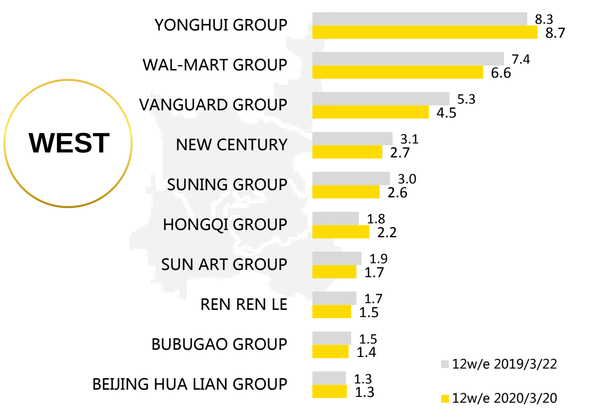

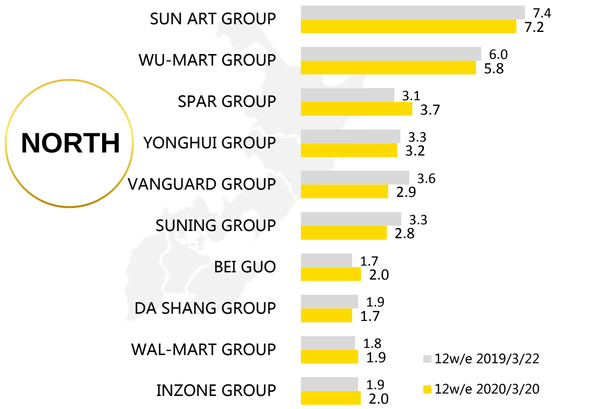

NOTE: **SUN ART Group** includes Auchan and RT-Mart; **WAL-MART Group** includes Wal-Mart, Trust-mart, Sam's Club; **VANGUARD Group** includes Vanguard, Ole, Huarun SG, Hongkelong, TESCO; **BAILIAN Group** includes Century Mart, GMS, Lian Hua, Hua Lian, Quik etc. **Bubugao Group** includes Bubugao, Nancheng. **Hongqi Group** includes Hongqi and Huhui. **Watsons Group** includes Parknshop, Watsons, Taste; **SUNING Group** includes SUNING CVS, DIA, CARREFOUR; **WU-MART Group** includes Wu-mart, Metro.

Data Source: Kantar Worldpanel China - Based on FMCG Market Modern Trade (Hyper + Super + CVS)