Retail Snapshot

May | 2020

4 week share tracking of top 5 retail groups

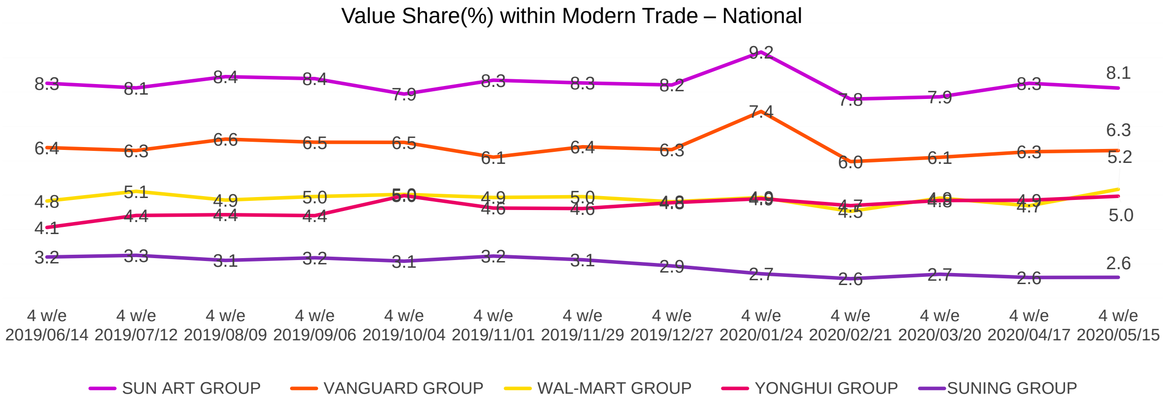

12 week KPI performance vs. last year for top 5 groups

	More shoppers?		Higher value baskets?		More trips?		Higher SRP (million) ?	
SUN ART GROUP	15.4%	-7.1%	97.6 RMB	3.9%	4.2 trips	0.2%	120.33	-4.8%
VANGUARD GROUP	11.9%	-10.1%	97.6 RMB	2.7%	4.2 trips	-3.7%	92.61	-11.5%
WAL-MART GROUP	10.8%	-10.6%	104.8 RMB	8.1%	3.4 trips	0.8%	68.31	-7.9%
YONGHUI GROUP	10.7%	7.5%	87.4 RMB	11.2%	4.1 trips	-2.9%	81.30	6.7%
SUNING GROUP	6.8%	-18.8%	95.2 RMB	2.7%	3.2 trips	-8.7%	40.25	-24.1%

12 week share tracking of top 10 retail groups in four regions

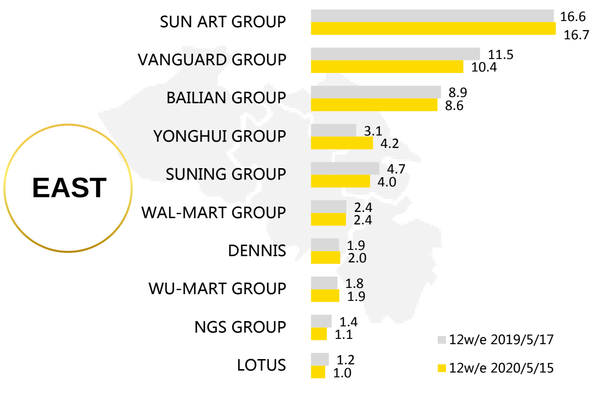

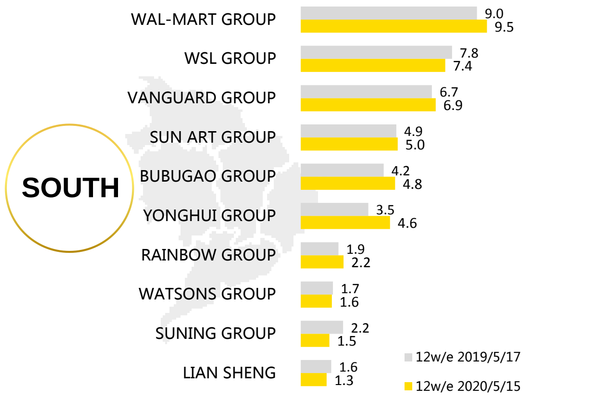

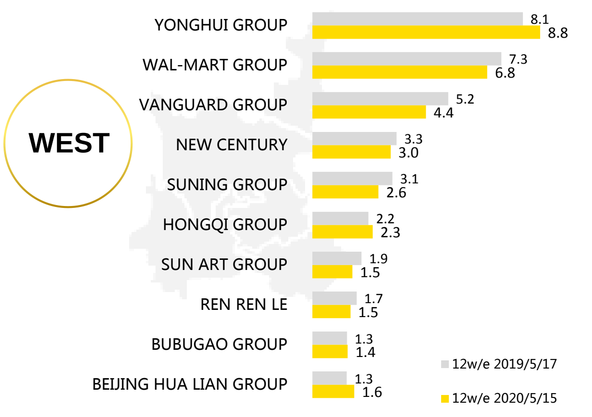

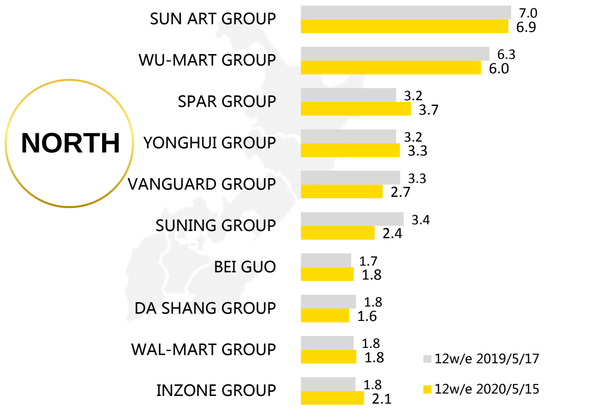

NOTE: **SUN ART Group** includes Auchan and RT-Mart; **WAL-MART Group** includes Wal-Mart, Trust-mart, Sam's Club; **VANGUARD Group** includes Vanguard, Ole, Huarun SG, Hongkelong, TESCO; **BAILIAN Group** includes Century Mart, GMS, Lian Hua, Hua Lian, Quik etc. **Bubugao Group** includes Bubugao, Nancheng. **Hongqi Group** includes Hongqi and Huhui. **Watsons Group** includes Parknshop, Watsons, Taste; **SUNING Group** includes SUNING CVS, DIA, CARREFOUR; **WU-MART Group** includes Wu-mart, Metro ; **YONGHUI GROUP** includes Parknshop YH Bravo.