Retail Snapshot

August | 2020

4 week share tracking of top 5 retail groups

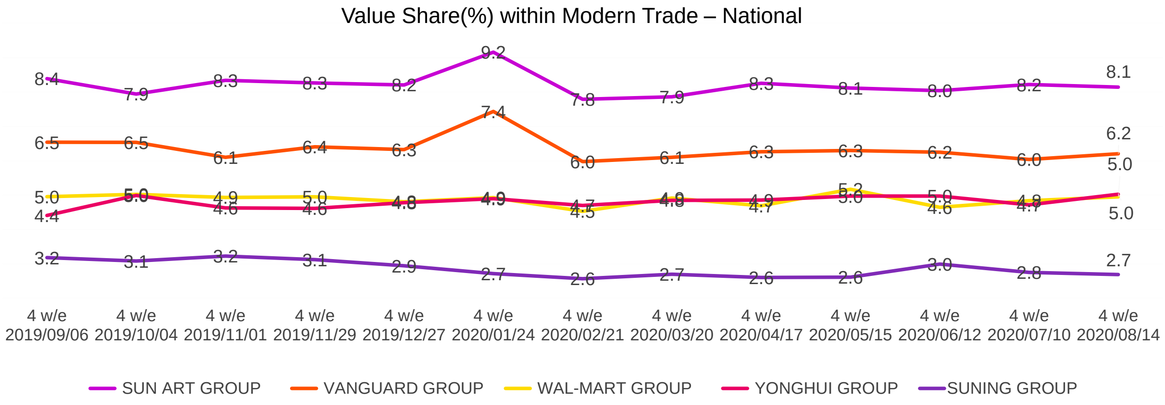

12 week KPI performance vs. last year for top 5 groups

	More shoppers?		Higher value baskets?		More trips?		Higher SRP (million) ?	
SUN ART GROUP	16.0%	-3.1%	94.2 RMB	0.3%	4.1trips	-4.0%	122.05	-4.9%
VANGUARD GROUP	12.2%	-2.1%	93.0 RMB	-0.8%	4.2 trips	-6.4%	93.63	-6.3%
WAL-MART GROUP	11.0%	-6.0%	99.3 RMB	2.4%	3.4 trips	-3.8%	68.48	-7.5%
YONGHUI GROUP	11.1%	+9.0%	84.0 RMB	4.1%	4.1 trips	-4.6%	82.57	6.3%
SUNING GROUP	7.0%	-13.8%	95.0 RMB	4.7%	3.2 trips	-7.0%	41.85	-18.1%

12 week share tracking of top 10 retail groups in four regions

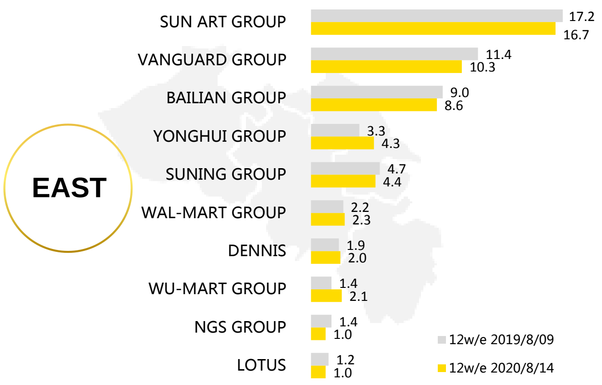

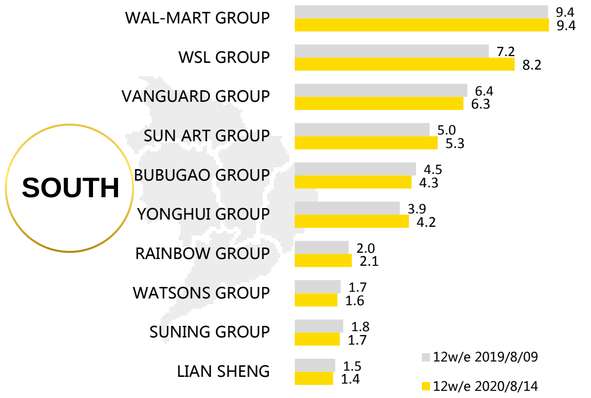

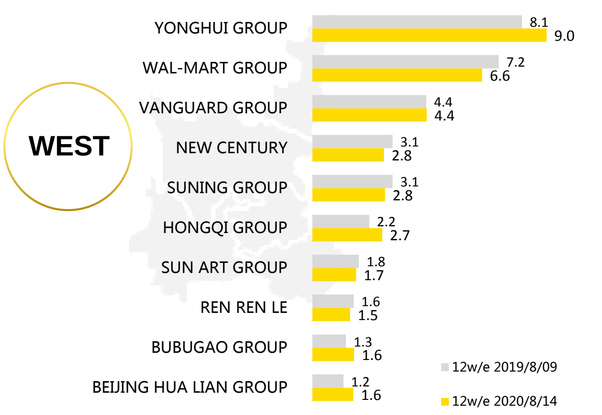

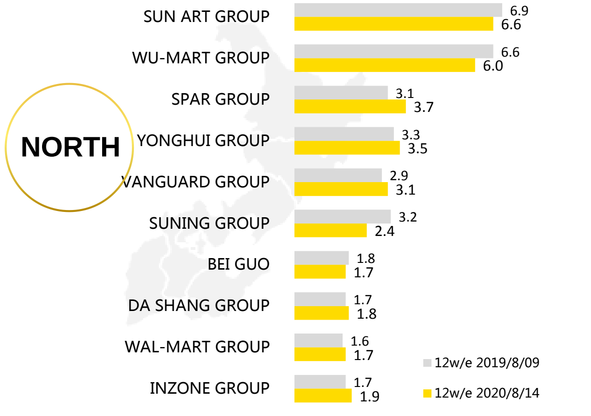

NOTE: **SUN ART Group** includes Auchan and RT-Mart; **WAL-MART Group** includes Wal-Mart, Trust-mart, Sam's Club; **VANGUARD Group** includes Vanguard, Ole, Huarun SG, Hongkelong, TESCO; **BAILIAN Group** includes Century Mart, GMS, Lian Hua, Hua Lian, Quik etc. **Bubugao Group** includes Bubugao, Nancheng. **Hongqi Group** includes Hongqi and Huhui；**SUNING Group** includes SUNING CVS, DIA, CARREFOUR; **WU-MART Group** includes Wu-mart, Metro；**YONGHUI GROUP** includes Parknshop YH Bravo.