Retail Snapshot

October | 2020

4 week share tracking of top 5 retail groups

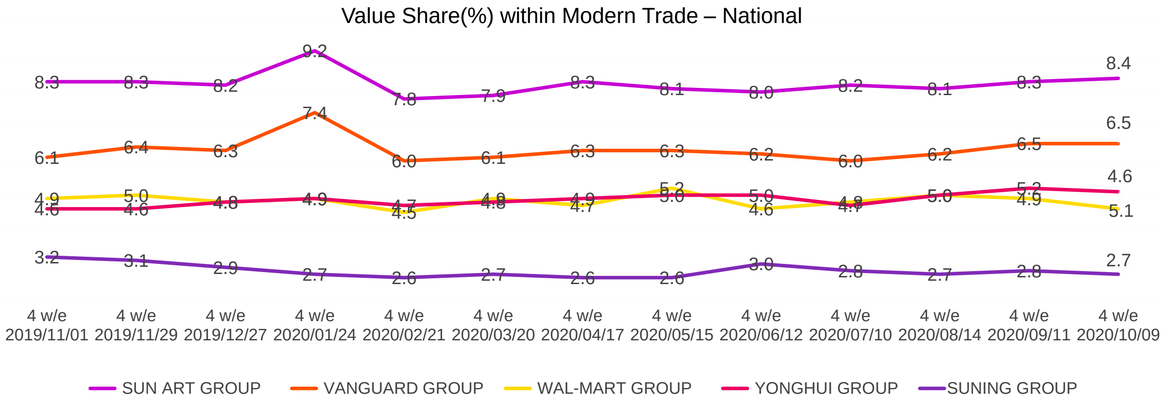

12 week KPI performance vs. last year for top 5 groups

	More shoppers?		Higher value baskets?		More trips?		Higher SRP (million) ?	
SUN ART GROUP	16.2%	-2.1%	95.6 RMB	-1.9%	4.2trips	-0.8%	125.11	-0.7%
VANGUARD GROUP	12.7%	-0.2%	92.8 RMB	-3.1%	4.2 trips	-4.6%	99.29	-2.7%
WAL-MART GROUP	10.9%	-6.8%	103.6 RMB	5.5%	3.3 trips	-6.3%	66.95	-10.8%
YONGHUI GROUP	11.8%	+8.7%	85.4 RMB	2.8%	4.0 trips	-6.3%	86.23	4.1%
SUNING GROUP	7.0%	-14.0%	95.0 RMB	1.9%	3.3 trips	-4.9%	41.71	-16.4%

12 week share tracking of top 10 retail groups in four regions

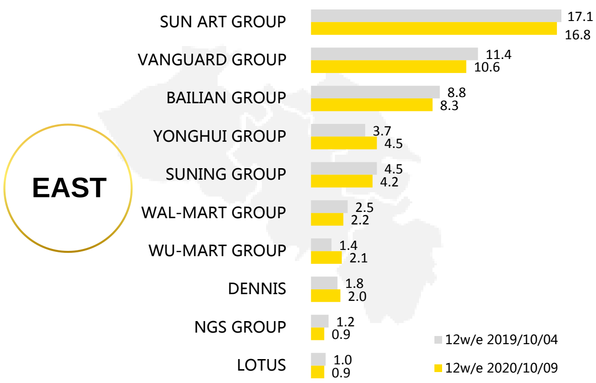

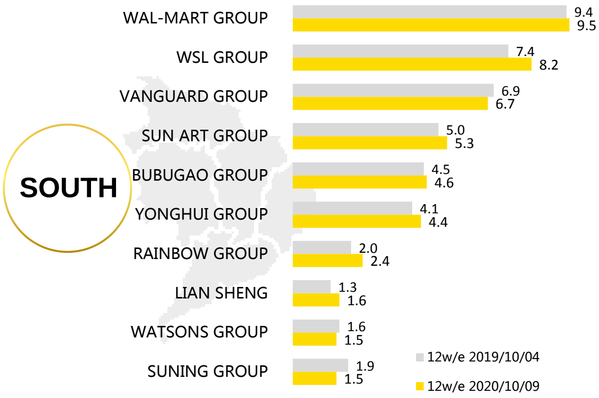

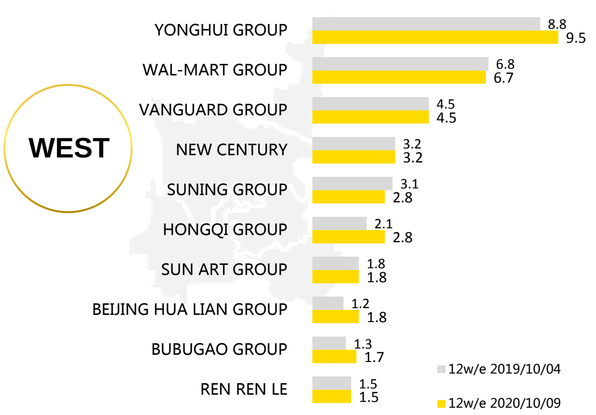

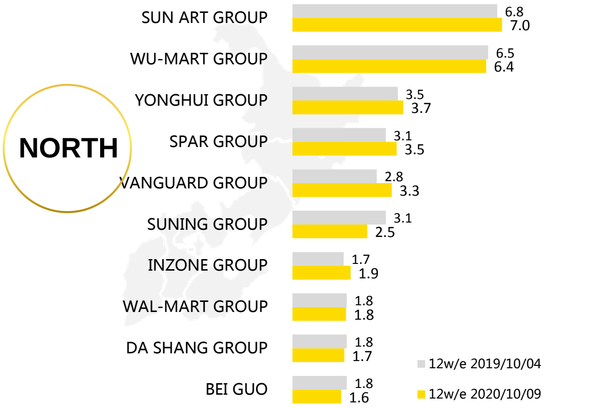

NOTE: **SUN ART Group** includes Auchan and RT-Mart; **WAL-MART Group** includes Wal-Mart, Trust-mart, Sam's Club; **VANGUARD Group** includes Vanguard, Ole, Huarun SG, Hongkelong, TESCO; **BAILIAN Group** includes Century Mart, GMS, Lian Hua, Hua Lian, Quik etc. **Bubugao Group** includes Bubugao, Nancheng. **Hongqi Group** includes Hongqi and Huhui；**SUNING Group** includes SUNING CVS, DIA, CARREFOUR; **WU-MART Group** includes Wu-mart, Metro；**YONGHUI GROUP** includes Parknshop YH Bravo.