Retail Snapshot

December | 2020

4 week share tracking of top 5 retail groups

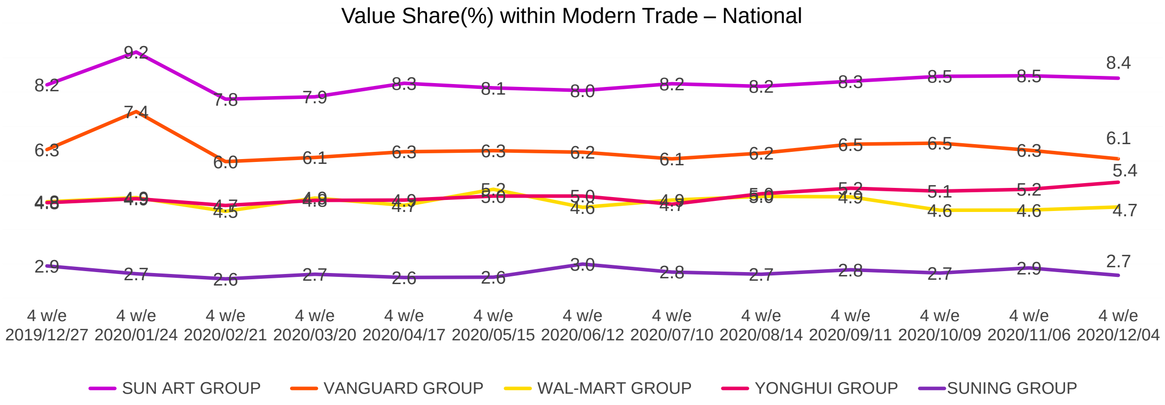

12 week KPI performance vs. last year for top 5 groups

	More shoppers?		Higher value baskets?		More trips?		Higher SRP (million) ?	
SUN ART GROUP	15.7%	-3.4%	98.6 RMB	-0.7%	4.2trips	-0.7%	120.13	-0.6%
VANGUARD GROUP	12.2%	-3.0%	93.5 RMB	-2.3%	4.2 trips	-2.1%	94.51	-2.9%
WAL-MART GROUP	10.2%	-11%	102.4RMB	2.6%	3.4 trips	-5.4%	62.88	-13.9%
YONGHUI GROUP	11.6%	+6.1%	85.2 RMB	1.0%	4.0 trips	-4.2%	85.85	3.9%
SUNING GROUP	6.6%	-18.1%	98.1 RMB	2.9%	3.2 trips	-2.4%	39.47	-18.3%

12 week share tracking of top 10 retail groups in four regions

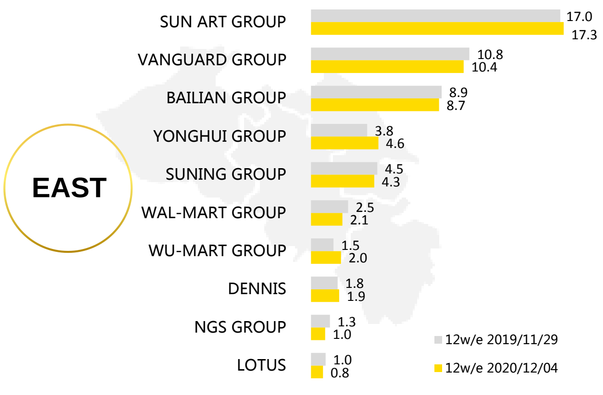

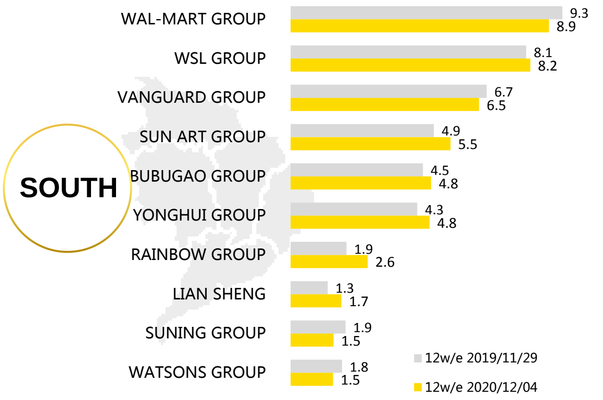

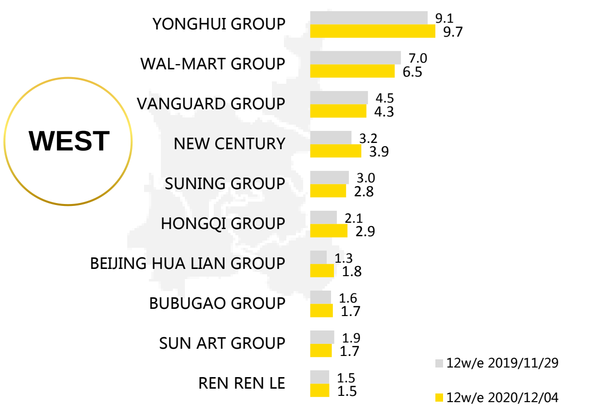

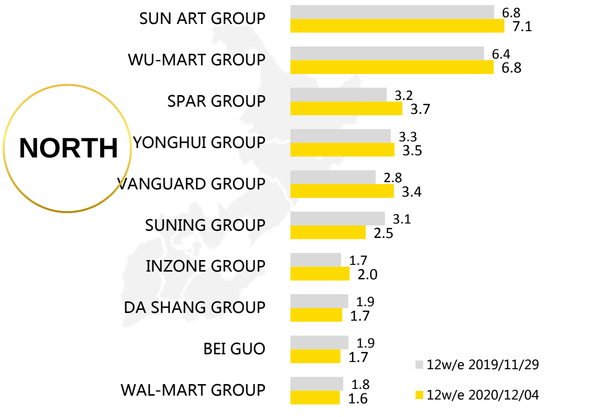

NOTE: **SUN ART Group** includes Auchan and RT-Mart; **WAL-MART Group** includes Wal-Mart, Trust-mart, Sam's Club; **VANGUARD Group** includes Vanguard, Ole, Huarun SG, Hongkelong, TESCO; **BAILIAN Group** includes Century Mart, GMS, Lian Hua, Hua Lian, Quik etc. **Bubugao Group** includes Bubugao, Nancheng. **Hongqi Group** includes Hongqi and Huhui；**SUNING Group** includes SUNING CVS, DIA, CARREFOUR; **WU-MART Group** includes Wu-mart, Metro；**YONGHUI GROUP** includes Parknshop YH Bravo.