Retail Snapshot

February| 2021

4 week share tracking of top 5 retail groups

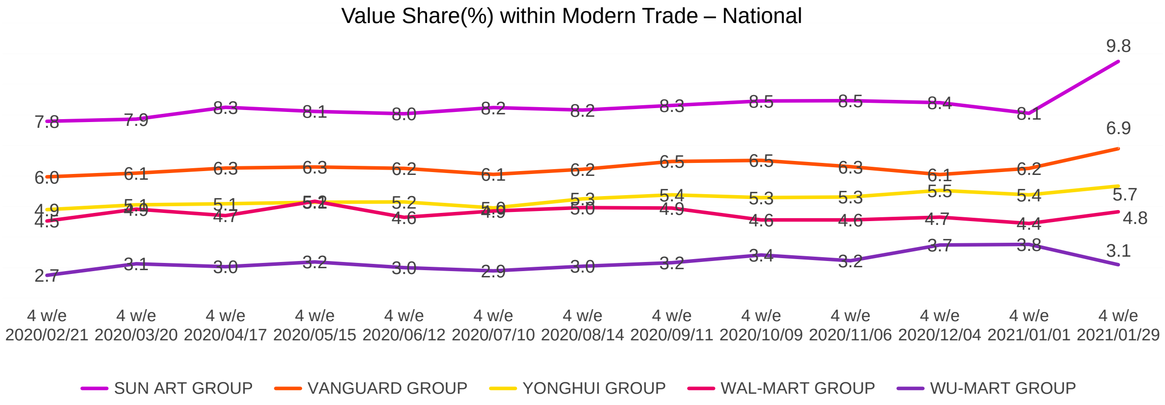

12 week KPI performance vs. last year for top 5 groups

	More shoppers?		Higher value baskets?		More trips?		Higher SRP (million) ?	
SUN ART GROUP	15.8%	-7.0%	99.1 RMB	-3.2%	4.1	+0.5%	121.64	-4.3%
VANGUARD GROUP	11.8%	-7.7%	95.9 RMB	-8.2%	4.2	-1.0%	91.88	-6.4%
YONGHUI GROUP	11.9%	+0.03%	86.7 RMB	-0.4%	4.0	-1.3%	87.76	+1.2%
WAL-MART GROUP	9.8%	-14.5%	105.9 RMB	+1.7%	3.3	-3.2%	60.35	-15.2%
WU-MART GROUP	5.4%	-9.0%	103.3 RMB	+3.2%	4.7	+8.1%	46.86	+0.8%

12 week share tracking of top 10 retail groups in four regions

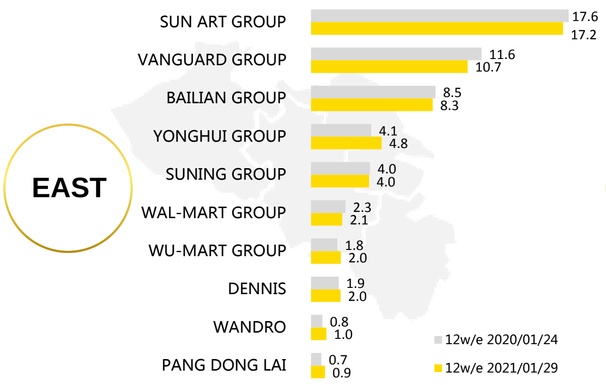

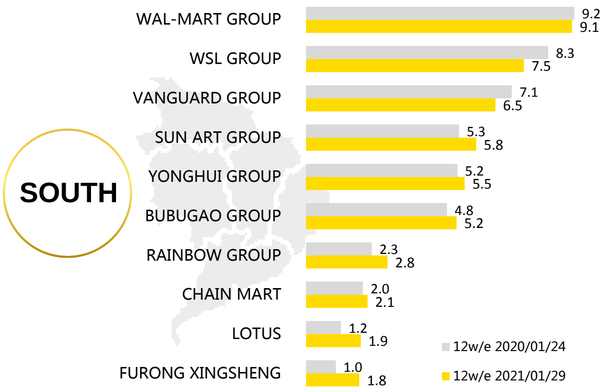

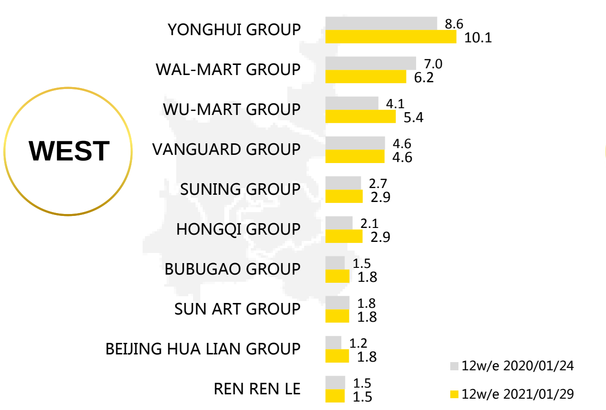

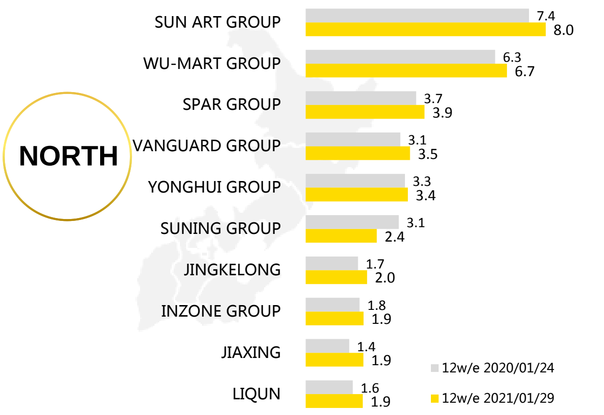

NOTE: **SUN ART Group** includes Auchan and RT-Mart; **WAL-MART Group** includes Wal-Mart, Trust-mart, Sam's Club; **VANGUARD Group** includes Vanguard, Ole, Huarun SG, Hongkelong, TESCO; **BAILIAN Group** includes Century Mart, GMS, Lian Hua, Hua Lian, Quik etc. **Bubugao Group** includes Bubugao, Nancheng. **Hongqi Group** includes Hongqi and Huhui ; **SUNING Group** includes SUNING CVS, DIA, CARREFOUR , OK CVS; **WU-MART Group** includes Wu-mart, Metro, Chongbai , Chongkelong and New century ; **YONGHUI GROUP** includes Parknshop YH Bravo and Taste.

KANTAR WORLDPANEL
A CTR SERVICE IN CHINA

Data Source: Kantar Worldpanel China - Based on FMCG Market Modern Trade (Hyper + Super + CVS)