Retail Snapshot

April | 2020

4 week share tracking of top 5 retail groups

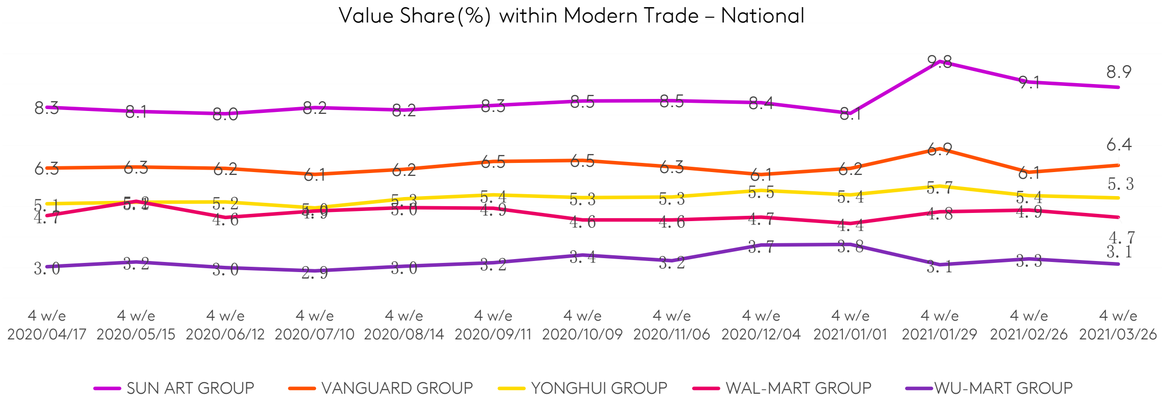

12 week KPI performance vs. last year for top 5 groups

	More shoppers?		Higher value baskets? (RMB)		More trips?		Higher SRP? (million)	
SUN ART GROUP	16.8%	0.6pt	112.9	+4.9%	4.1	+0.3%	130.65	+7.3%
VANGUARD GROUP	12.2%	-0.1pt	108.0	-0.9%	4.1	-1.8%	95.12	+0.4%
YONGHUI GROUP	12.3%	+0.8pt	94.8	+1.9%	3.9	-2.1%	91.60	+7.5%
WAL-MART GROUP	10.4%	-0.6pt	119.3	+5.2%	3.3	-0.3%	64.30	-3.5%
WU-MART GROUP	5.5%	-0.1pt	106.2	-1.1%	4.6	+9.1%	47.86	+10.3%

12 week share tracking of top 10 retail groups in four regions

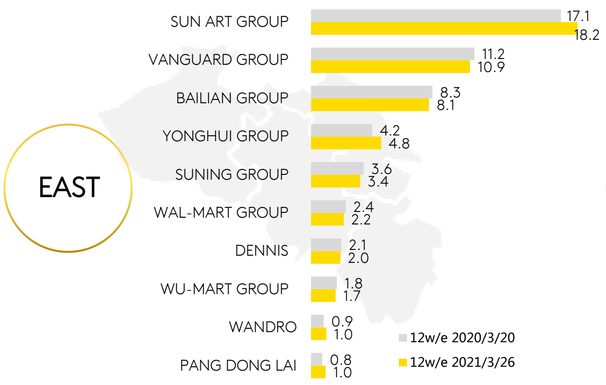

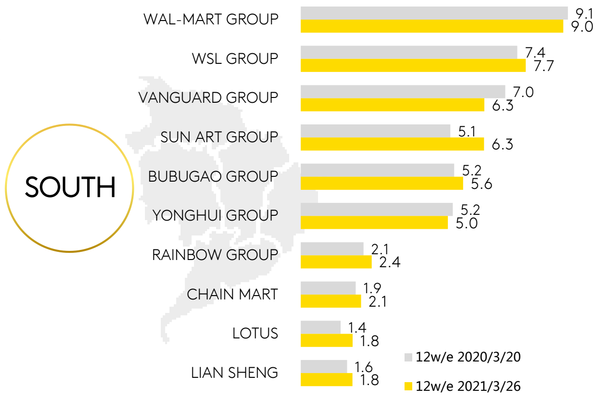

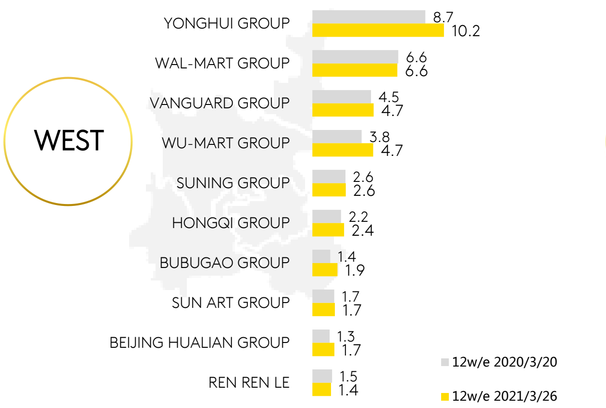

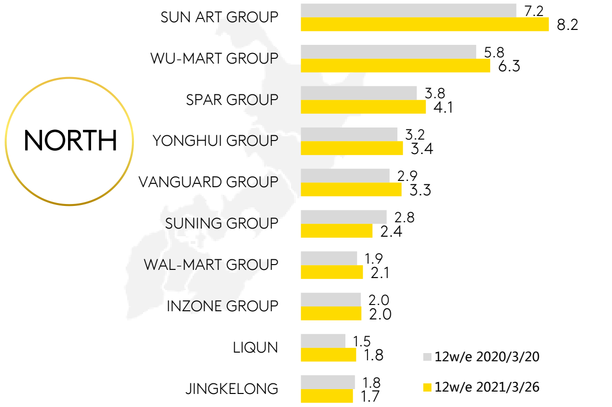

NOTE: **SUN ART Group** includes Auchan and RT-Mart; **WAL-MART Group** includes Wal-Mart, Trust-mart, Sam's Club; **VANGUARD Group** includes Vanguard, Ole, Huarun SG, Hongkelong, TESCO; **BAILIAN Group** includes Century Mart, GMS, Lian Hua, Hua Lian, Quik etc. **Bubugao Group** includes Bubugao, Nancheng. **Hongqi Group** includes Hongqi and Huhui ; **SUNING Group** includes SUNING CVS, DIA, CARREFOUR , OK CVS; **WU-MART Group** includes Wu-mart, Metro, Chongbai , Chongkelongand New century ; **YONGHUI GROUP** includes Parknshop YH Bravo and Taste.

KANTAR WORLDPANEL
A CTR SERVICE IN CHINA

Data Source: Kantar Worldpanel China - Based on FMCG Market Modern Trade (Hyper + Super + CVS)