Retail Snapshot

June | 2021

4 week share tracking of top 5 retail groups

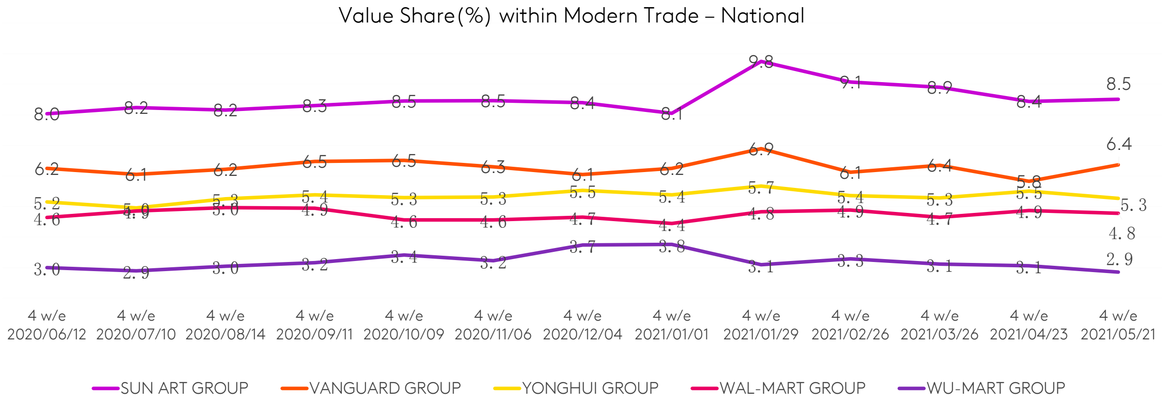

12 week KPI performance vs. last year for top 5 groups

	More shoppers?		Higher value baskets? (RMB)		More trips?		Higher SRP? (million)	
SUN ART GROUP	15.7%	0.3pt	99.3	1.8%	4.1	-3.6%	121.98	1.2%
VANGUARD GROUP	11.6%	-0.4pt	95.9	-1.7%	4.1	-1.8%	90.57	-2.4%
YONGHUI GROUP	11.5%	0.3pt	86.5	-1.5%	4.0	-2.2%	86.83	2.8%
WAL-MART GROUP	10.0%	-0.8pt	106.8	1.8%	3.3	-4.0%	62.64	-8.4%
WU-MART GROUP	5.2%	-0.5pt	90.6	-9.8%	4.7	9.9%	46.68	3.4%

12 week share tracking of top 10 retail groups in four regions

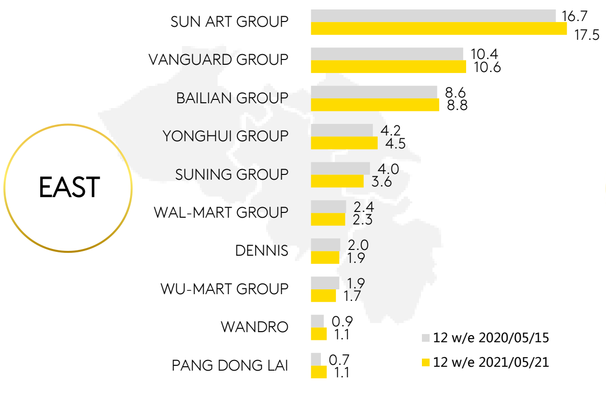

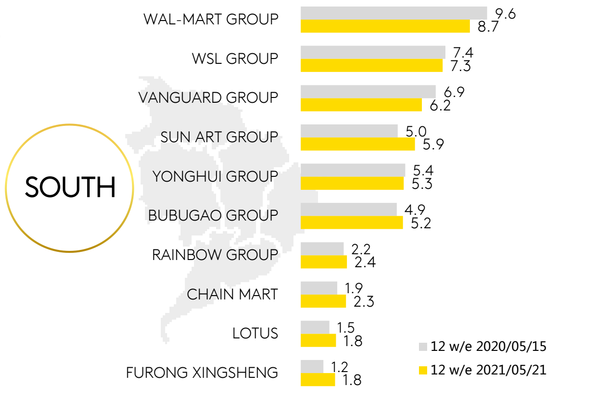

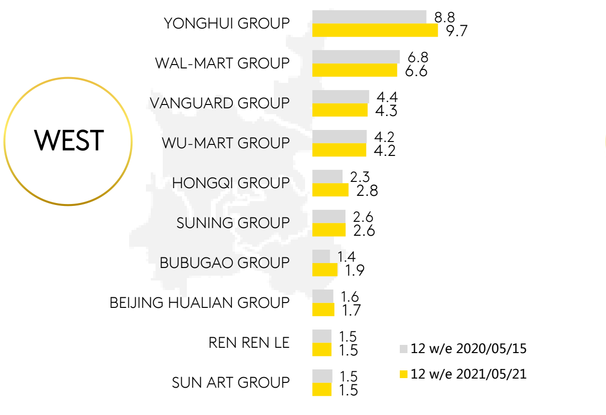

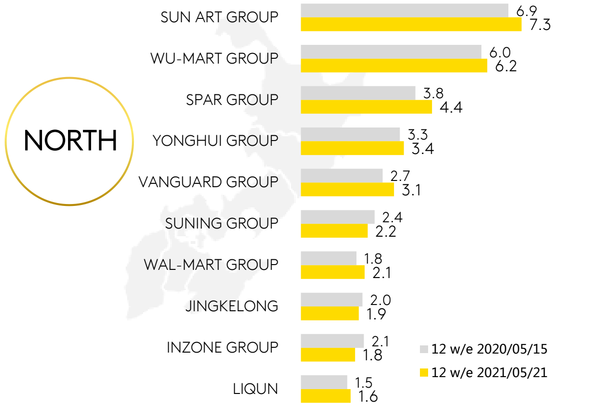

NOTE: **SUN ART Group** includes Auchan and RT-Mart; **WAL-MART Group** includes Wal-Mart, Trust-mart, Sam's Club; **VANGUARD Group** includes Vanguard, Ole, Huarun SG, Hongkelong, TESCO; **BAILIAN Group** includes Century Mart, GMS, Lian Hua, Hua Lian, Quik etc. **Bubugao Group** includes Bubugao, Nancheng. **Hongqi Group** includes Hongqi and Huhui ; **SUNING Group** includes SUNING CVS, DIA, CARREFOUR , OK CVS; **WU-MART Group** includes Wu-mart, Metro, Chongbai , Chongkelongand New century ; **YONGHUI GROUP** includes Parknshop YH Bravo and Taste.

KANTAR WORLDPANEL
A CTR SERVICE IN CHINA

Data Source: Kantar Worldpanel China - Based on FMCG Market Modern Trade (Hyper + Super + CVS)