Retail Snapshot

July | 2021

4 week share tracking of top 5 retail groups

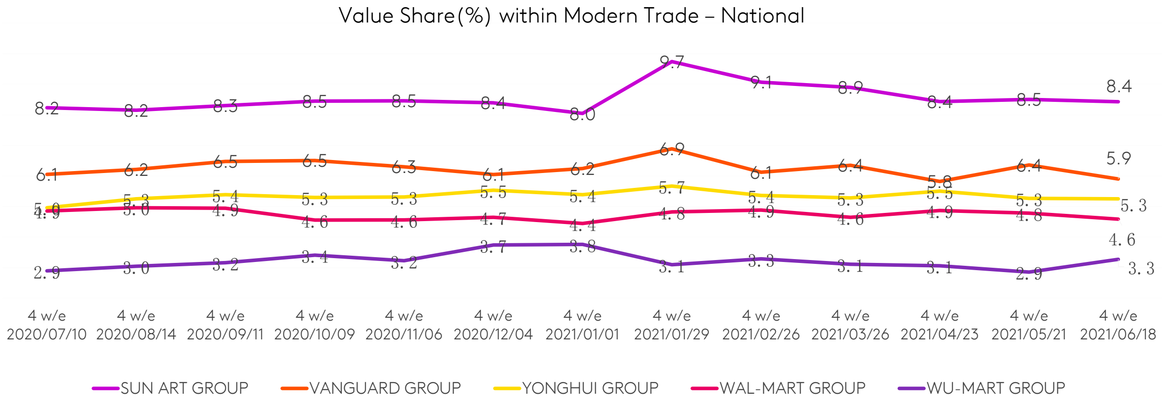

12 week KPI performance vs. last year for top 5 groups

	More shoppers?		Higher value baskets? (RMB)		More trips?		Higher SRP? (million)	
SUN ART GROUP	15.3%	-0.1pt	97.4	0.7%	4.1	-3.5%	120.20	-1.4%
VANGUARD GROUP	11.1%	-0.9pt	95.2	-1.8%	4.2	-1.8%	87.76	-6.5%
YONGHUI GROUP	11.4%	0.1pt	86.1	-0.5%	4.0	-3.8%	85.93	-0.2%
WAL-MART GROUP	9.7%	-1.3pt	106.0	5.8%	3.4	-2.6%	62.00	-11.6%
WU-MART GROUP	5.2%	-0.6pt	92.2	-4.9%	4.7	7.6%	45.96	-0.2%

12 week share tracking of top 10 retail groups in four regions

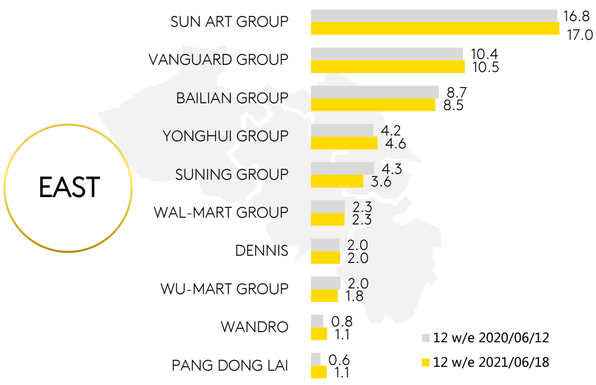

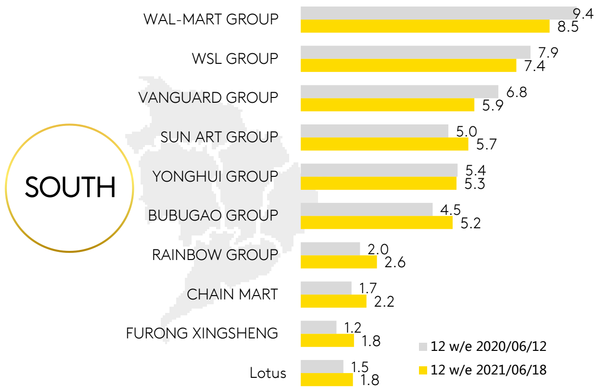

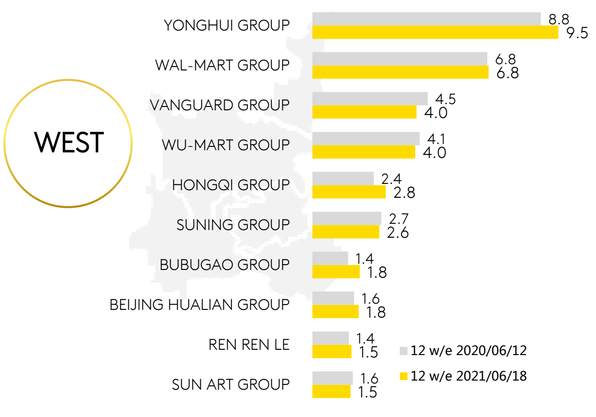

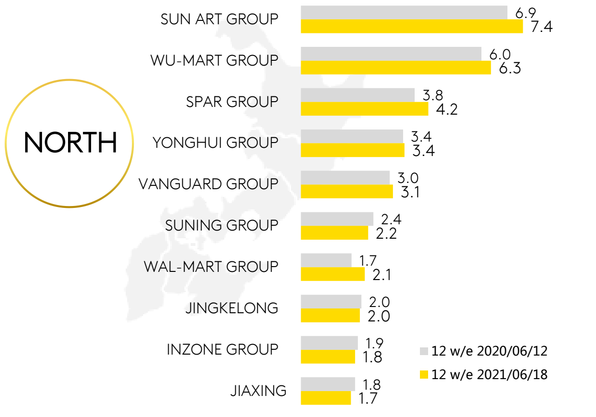

NOTE: **SUN ART Group** includes Auchan and RT-Mart; **WAL-MART Group** includes Wal-Mart, Trust-mart, Sam's Club; **VANGUARD Group** includes Vanguard, Ole, Huarun SG, Hongkelong, TESCO; **BAILIAN Group** includes Century Mart, GMS, Lian Hua, Hua Lian, Quik etc. **Bubugao Group** includes Bubugao, Nancheng. **Hongqi Group** includes Hongqi and Huhui ; **SUNING Group** includes SUNING CVS, DIA, CARREFOUR , OK CVS; **WU-MART Group** includes Wu-mart, Metro, Chongbai , Chongkelongand New century ; **YONGHUI GROUP** includes Parknshop YH Bravo and Taste.

KANTAR WORLDPANEL
A CTR SERVICE IN CHINA

Data Source: Kantar Worldpanel China - Based on FMCG Market Modern Trade (Hyper + Super + CVS)