Retail Snapshot

August | 2021

4 week share tracking of top 5 retail groups

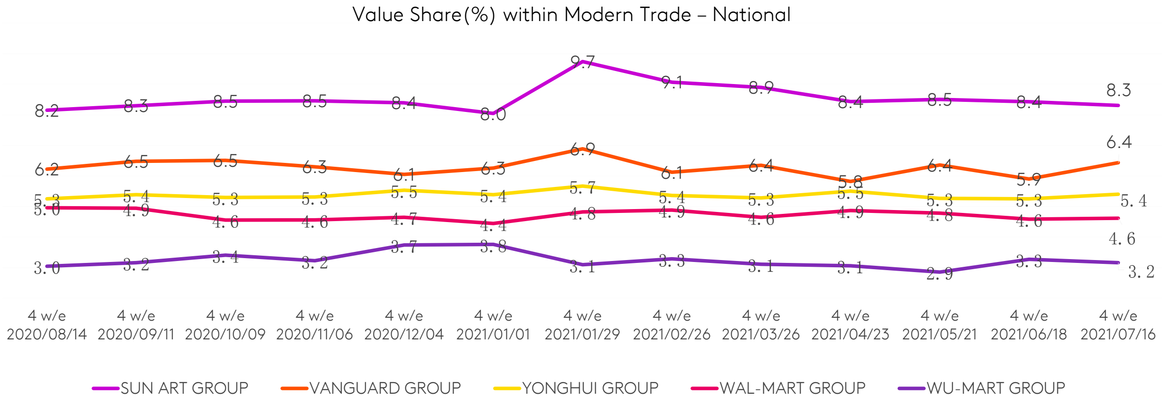

12 week KPI performance vs. last year for top 5 groups

	More shoppers?		Higher value baskets? (RMB)		More trips?		Higher SRP? (million)	
SUN ART GROUP	15.2%	-0.5pt	97.5	1.0%	4.1	-2.1%	118.35	-2.3%
VANGUARD GROUP	11.0%	-1.0pt	97.6	1.8%	4.2	-0.4%	87.73	-5.8%
YONGHUI GROUP	11.5%	0.2pt	84.3	-1.7%	4.0	-3.6%	86.44	1.2%
WAL-MART GROUP	9.6%	-1.4pt	105.4	4.6%	3.3	-3.0%	60.73	-13.1%
WU-MART GROUP	5.1%	-0.6pt	94.7	0.1%	4.7	6.1%	44.85	-2.8%

12 week share tracking of top 10 retail groups in four regions

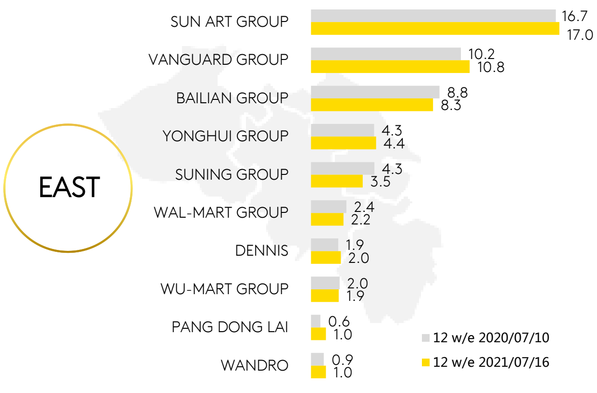

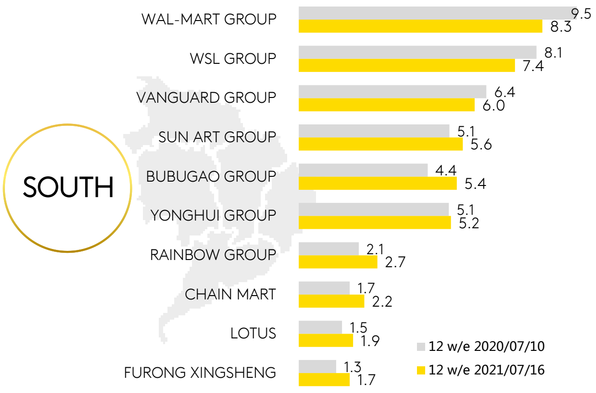

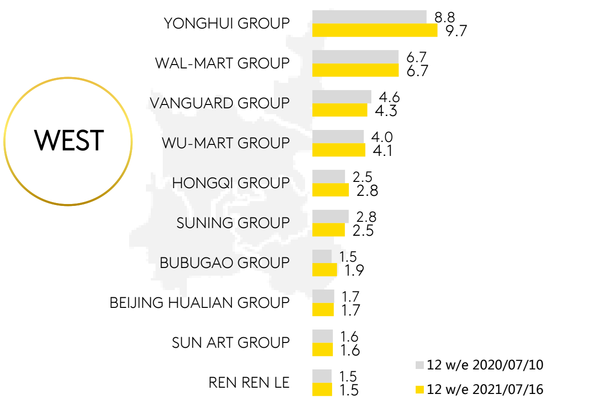

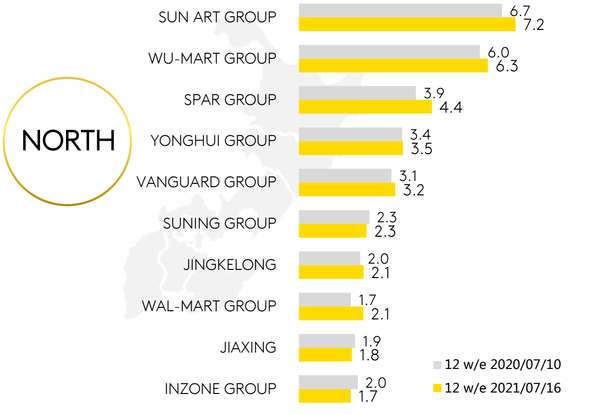

NOTE: **SUN ART Group** includes Auchan and RT-Mart; **WAL-MART Group** includes Wal-Mart, Trust-mart, Sam's Club; **VANGUARD Group** includes Vanguard, Ole, Huarun SG, Hongkelong, TESCO; **BAILIAN Group** includes Century Mart, GMS, Lian Hua, Hua Lian, Quik etc. **Bubugao Group** includes Bubugao, Nancheng. **Hongqi Group** includes Hongqi and Huhui ; **SUNING Group** includes SUNING CVS, DIA, CARREFOUR , OK CVS; **WU-MART Group** includes Wu-mart, Metro, Chongbai , Chongkelongand New century ; **YONGHUI GROUP** includes Parknshop YH Bravo and Taste.

KANTAR WORLDPANEL
A CTR SERVICE IN CHINA

Data Source: Kantar Worldpanel China - Based on FMCG Market Modern Trade (Hyper + Super + CVS)