Retail Snapshot

October | 2021

4 week share tracking of top 5 retail groups

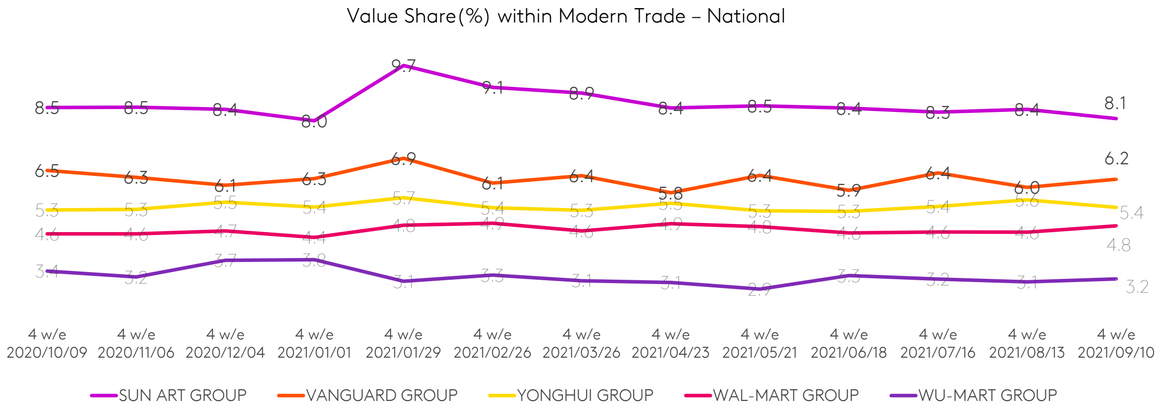

12 week KPI performance vs. last year for top 5 groups

	More shoppers?		Higher value baskets? (RMB)		More trips?		Higher SRP? (million)	
SUN ART GROUP	15.4%	-0.7pt	94.4	0.7%	4.1	-1.3%	120.1	-3.1%
VANGUARD GROUP	10.9%	-1.5pt	96.1	5.0%	4.3	1.3%	88.7	-8.0%
YONGHUI GROUP	11.5%	-0.4pt	84.4	0.1%	4.1	2.8%	88.6	1.9%
WAL-MART GROUP	9.6%	-1.3pt	105.3	2.9%	3.3	-1.2%	60.8	-10.3%
WU-MART GROUP	5.0%	-0.8pt	95.5	6.4%	4.7	6.4%	45.0	-5.6%

12 week share tracking of top 10 retail groups in four regions

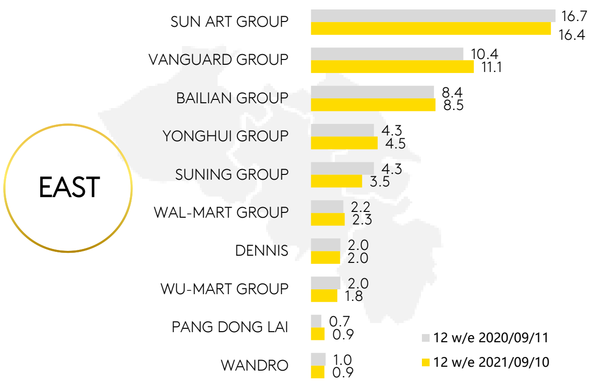

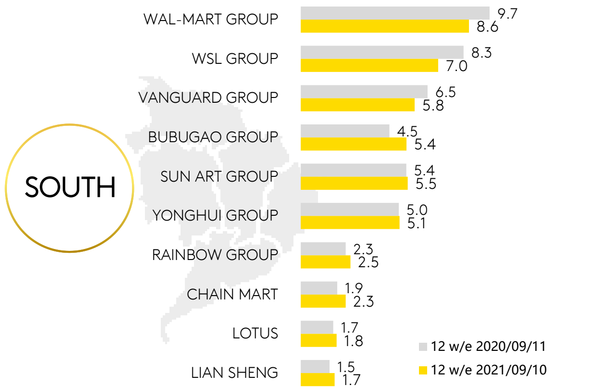

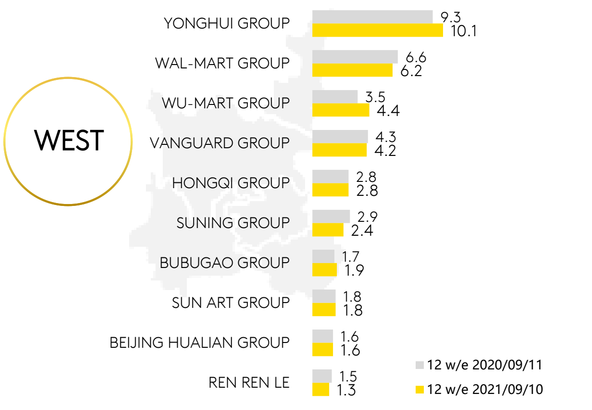

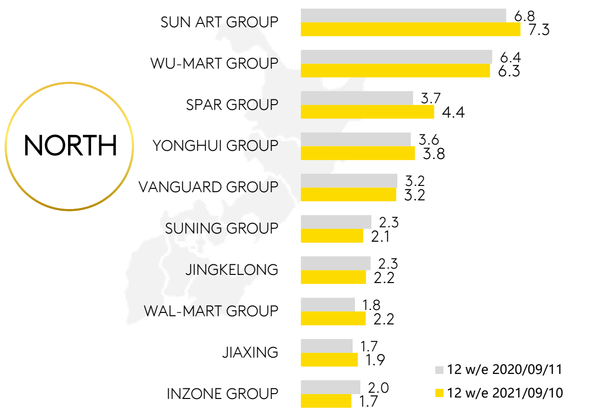

NOTE: **SUN ART Group** includes Auchan and RT-Mart; **WAL-MART Group** includes Wal-Mart, Trust-mart, Sam's Club; **VANGUARD Group** includes Vanguard, Ole, Huarun SG, Hongkelong, TESCO; **BAILIAN Group** includes Century Mart, GMS, Lian Hua, Hua Lian, Quik etc. **Bubugao Group** includes Bubugao, Nancheng. **Hongqi Group** includes Hongqi and Huhui; **SUNING Group** includes SUNING CVS, DIA, CARREFOUR, OK CVS; **WU-MART Group** includes Wu-mart, Metro, Chongbai, Chongkelongand New century; **YONGHUI GROUP** includes Parknshop YH Bravo and Taste.

KANTAR WORLDPANEL
A CTR SERVICE IN CHINA

Data Source: Kantar Worldpanel China - Based on FMCG Market Modern Trade (Hyper + Super + CVS)