Retail Snapshot

October | 2021

4 week share tracking of top 5 retail groups

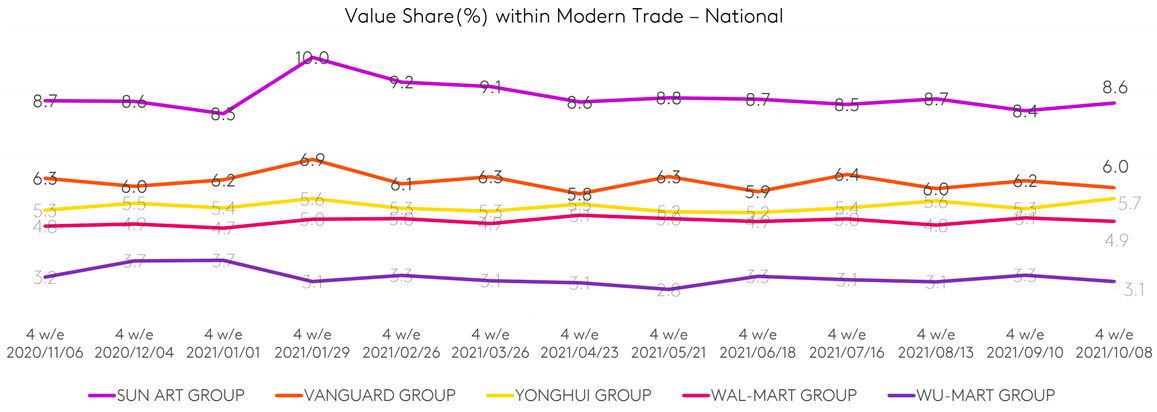

12 week KPI performance vs. last year for top 5 groups

	More shoppers?		Higher value baskets? (RMB)		More trips?		Higher SRP? (million)	
SUN ART GROUP	15.9%	-0.7pt	96.2	1.3%	4.2	-0.5%	127.0	-1.9%
VANGUARD GROUP	10.9%	-1.8pt	98.7	6.3%	4.2	-0.6%	87.4	-12.1%
YONGHUI GROUP	11.6%	-0.6pt	88.9	3.2%	4.0	1.7%	88.7	-0.2%
WAL-MART GROUP	10.0%	-1.1pt	110.1	5.6%	3.4	0.3%	64.1	-7.3%
WU-MART GROUP	5.2%	-0.8pt	99.0	4.1%	4.6	4.1%	45.4	-7.1%

12 week share tracking of top 10 retail groups in four regions

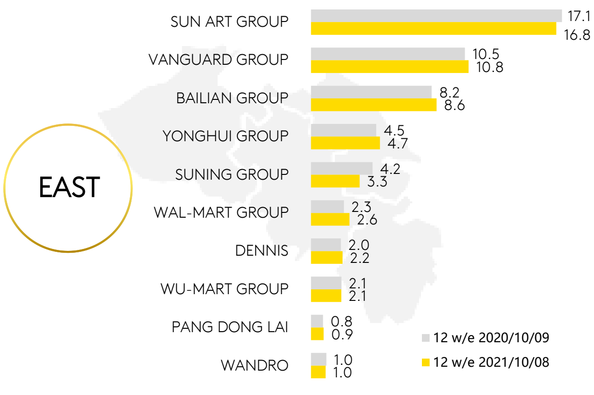

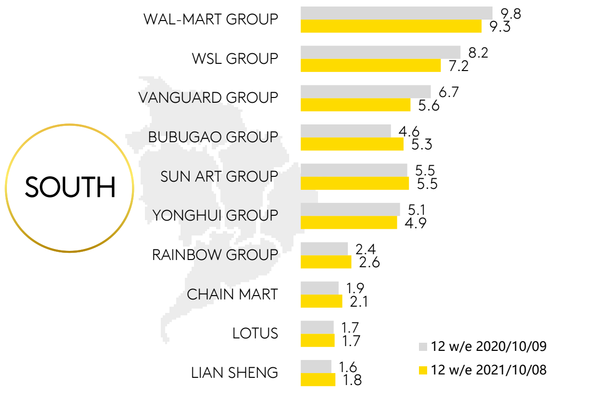

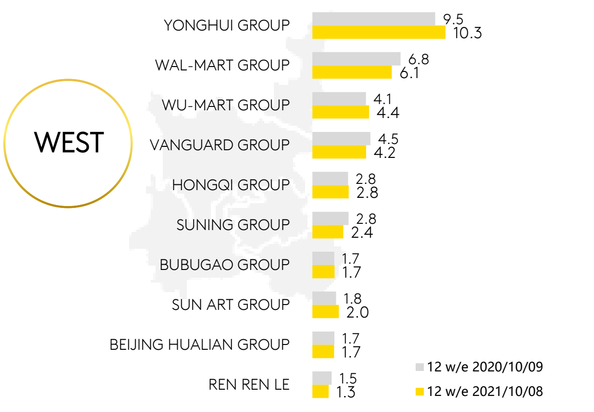

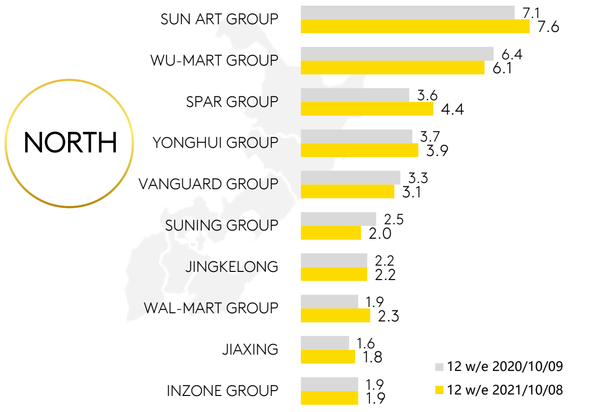

NOTE: **SUN ART Group** includes Auchan and RT-Mart; **WAL-MART Group** includes Wal-Mart, Trust-mart, Sam's Club; **VANGUARD Group** includes Vanguard, Ole, Huarun SG, Hongkelong, TESCO; **BAILIAN Group** includes Century Mart, GMS, Lian Hua, Hua Lian, Quik etc. **Bubugao Group** includes Bubugao, Nancheng. **Hongqi Group** includes Hongqi and Huhui; **SUNING Group** includes SUNING CVS, DIA, CARREFOUR, OK CVS; **WU-MART Group** includes Wu-mart, Metro, Chongbai, Chongkelongand New century; **YONGHUI GROUP** includes Parknshop YH Bravo and Taste.

KANTAR WORLDPANEL
A CTR SERVICE IN CHINA

Data Source: Kantar Worldpanel China - Based on FMCG Market Modern Trade (Hyper + Super + CVS)