Retail Snapshot

P12 | 2021

4 week share tracking of top 5 retail groups

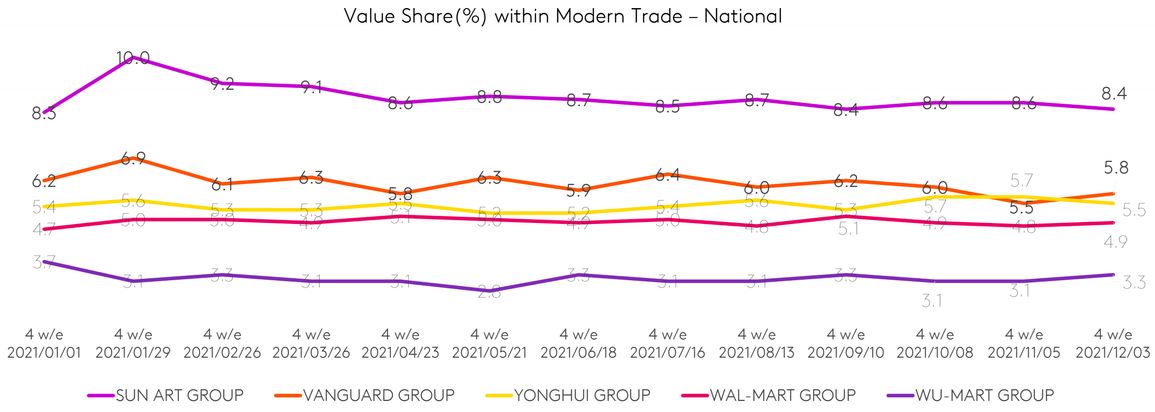

12 week KPI performance vs. last year for top 5 groups

	More shoppers?		Higher value baskets? (RMB)		More trips?		Higher SRP? (million)	
SUN ART GROUP	15.3%	-0.7pt	99.5	1.9%	4.1	-1.7%	120.6	-3.6%
VANGUARD GROUP	10.4%	-1.8pt	101.0	8.0%	4.1	-3.6%	80.0	-15.5%
YONGHUI GROUP	11.5%	-0.5pt	91.4	6.5%	4.0	-0.2%	86.4	-1.9%
WAL-MART GROUP	9.9%	-0.6pt	111.2	7.2%	3.3	-2.4%	61.7	-5.3%
WU-MART GROUP	5.1%	-0.7pt	101.4	2.1%	4.6	0.1%	44.1	-10.1%

12 week share tracking of top 10 retail groups in four regions

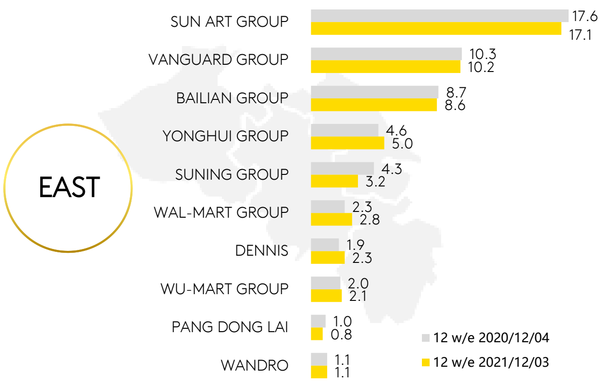

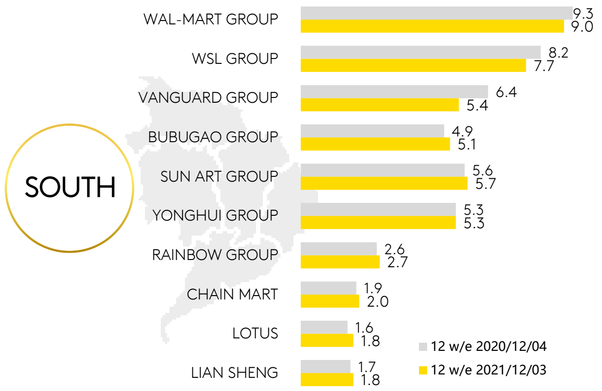

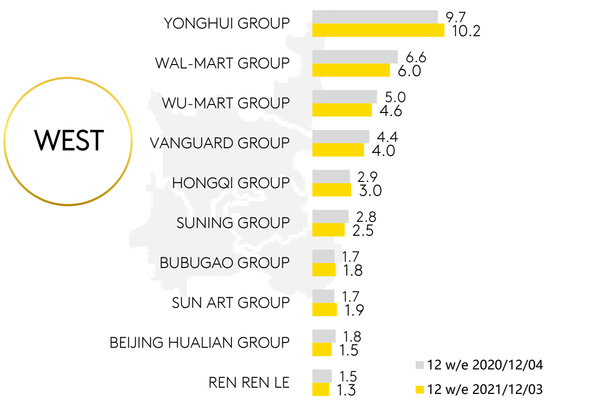

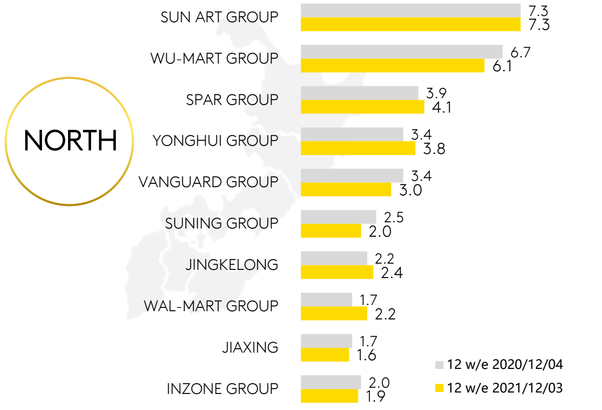

NOTE: **SUN ART Group** includes Auchan and RT-Mart; **WAL-MART Group** includes Wal-Mart, Trust-mart, Sam's Club; **VANGUARD Group** includes Vanguard, Ole, Huarun SG, Hongkelong, TESCO; **BAILIAN Group** includes Century Mart, GMS, Lian Hua, Hua Lian, Quik etc. **Bubugao Group** includes Bubugao, Nancheng. **Hongqi Group** includes Hongqi and Huhui; **SUNING Group** includes SUNING CVS, DIA, CARREFOUR, OK CVS; **WU-MART Group** includes Wu-mart, Metro, Chongbai, Chongkelongand New century; **YONGHUI GROUP** includes Parknshop YH Bravo and Taste.

Data Source: Kantar Worldpanel China - Based on FMCG Market Modern Trade (Hyper + Super + CVS)