Retail Snapshot
P13 | 2021

4 week share tracking of top 5 retail groups

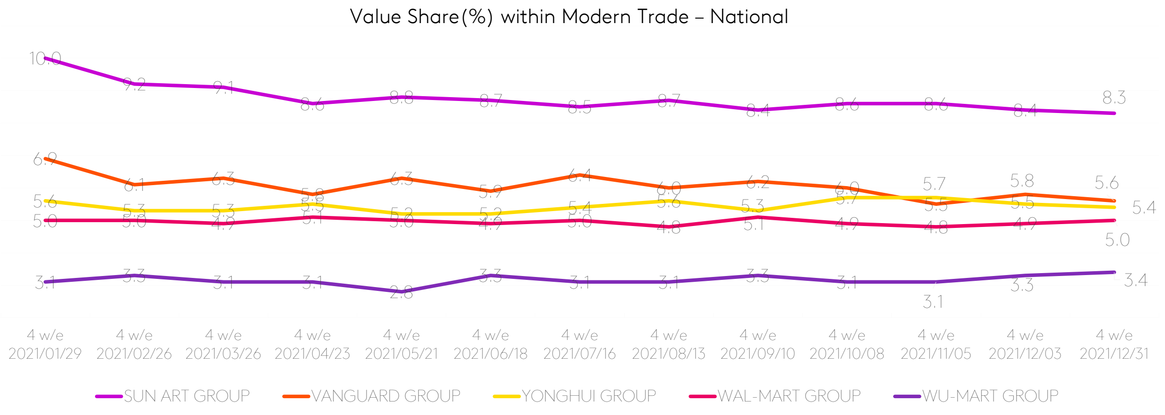

12 week KPI performance vs. last year for top 5 groups

	More shoppers?		Higher value baskets? (RMB)		More trips?		Higher SRP? (million)	
SUN ART GROUP	14.9%	-0.8pt	97.3	3.3%	4.1	-2.4%	116.7	-4.9%
VANGUARD GROUP	10.0%	-1.8pt	98.6	6.9%	4.0	-3.2%	76.6	-15.6%
YONGHUI GROUP	11.0%	-0.9pt	89.2	6.3%	4.0	1.0%	83.6	-3.9%
WAL-MART GROUP	9.7%	-0.5pt	109.2	7.1%	3.3	-3.2%	60.5	-5.3%
WU-MART GROUP	5.0%	-0.5pt	100.0	0.4%	4.7	-2.5%	44.1	-9.1%

12 week share tracking of top 10 retail groups in four regions

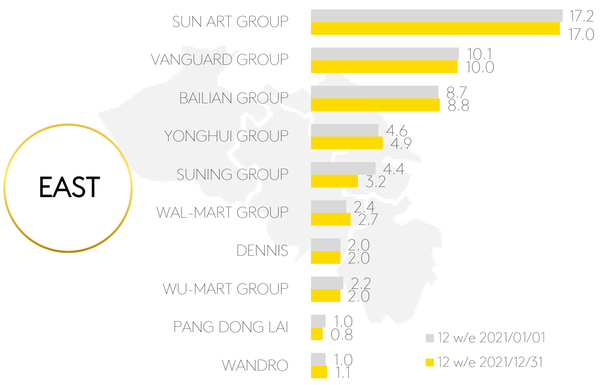

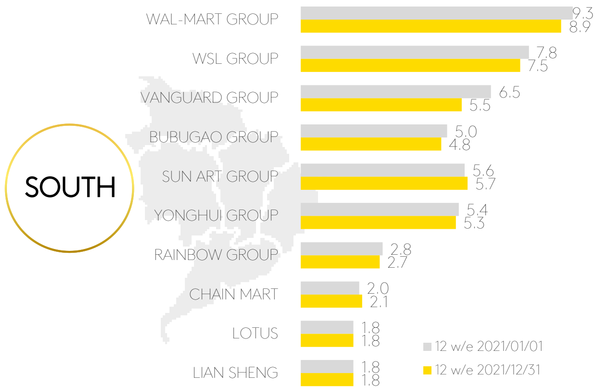

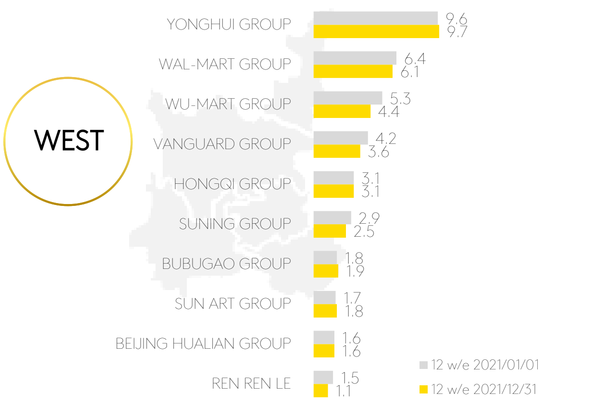

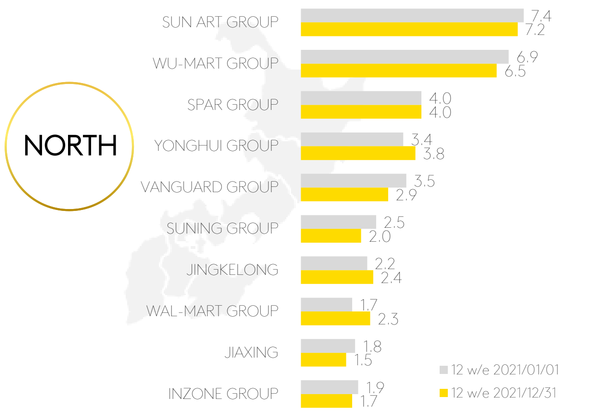

NOTE: **SUN ART Group** includes Auchan and RT-Mart; **WAL-MART Group** includes Wal-Mart, Trust-mart, Sam's Club; **VANGUARD Group** includes Vanguard, Ole, Huarun SG, Hongkelong, TESCO; **BAILIAN Group** includes Century Mart, GMS, Lian Hua, Hua Lian, Quik etc. **Bubugao Group** includes Bubugao, Nancheng. **Hongqi Group** includes Hongqi and Huhui ; **SUNING Group** includes SUNING CVS, DIA, CARREFOUR , OK CVS; **WU-MART Group** includes Wu-mart, Metro, Chongbai , Chongkelongand New century ; **YONGHUI GROUP** includes Parknshop YH Bravo and Taste.

Data Source: Kantar Worldpanel China - Based on FMCG Market Modern Trade (Hyper + Super + CVS)