Retail Snapshot
P4 | 2022

4 week share tracking of top 5 retail groups

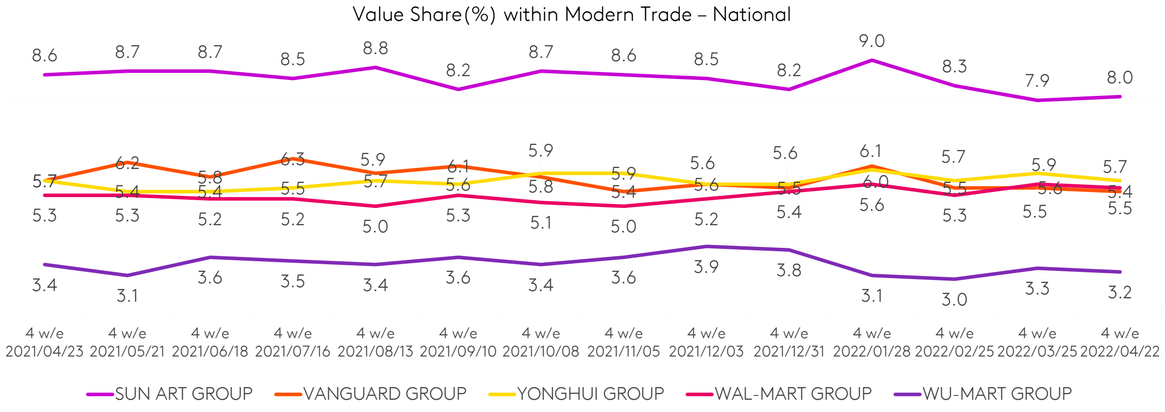

12 week KPI performance vs. last year for top 5 groups

	Penetration		Spend per trip (RMB)		Frequency		SRP (million)	
SUN ART GROUP	15.4%	-1.4pt	112.6	-3.1%	4.1	-3.1%	125.1	-7.8%
VANGUARD GROUP	10.6%	-1.5pt	118.4	4.9%	3.9	-5.6%	80.7	-14.1%
YONGHUI GROUP	12.6%	0.2pt	100.8	0.0%	4.0	-2.2%	100.1	3.1%
WAL-MART GROUP	10.7%	-0.4pt	135.9	6.5%	3.4	-2.1%	70.2	-2.3%
WU-MART GROUP	5.3%	-0.5pt	112.3	2.7%	4.7	-5.3%	48.9	-10.8%

12 week share tracking of top 10 retail groups in four regions

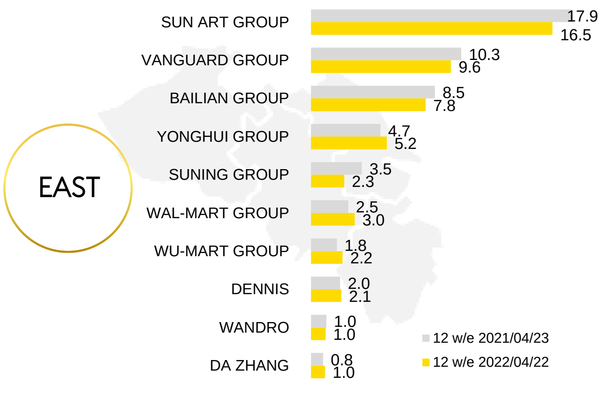

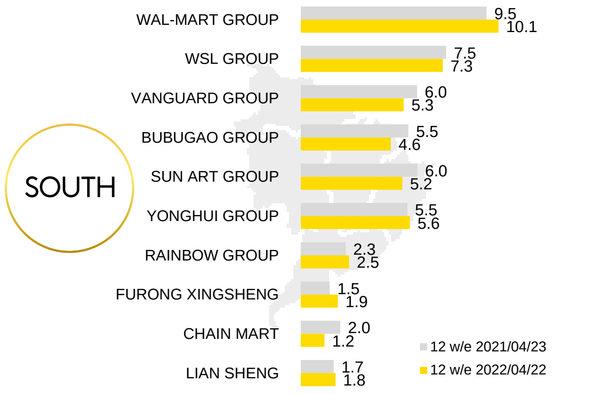

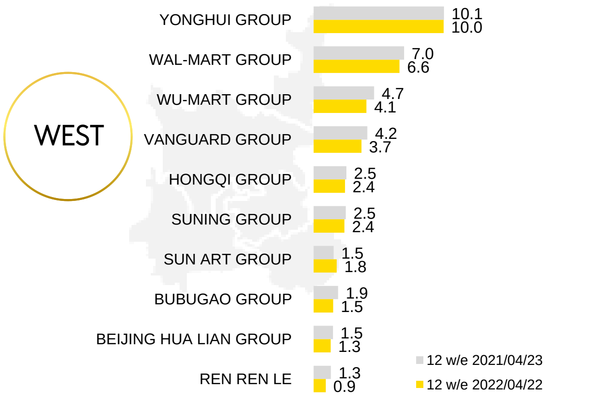

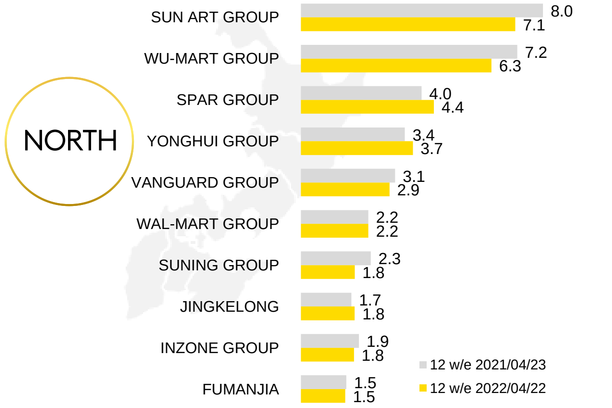

NOTE: **SUN ART Group** includes Auchan and RT-Mart; **WAL-MART Group** includes Wal-Mart, Trust-mart, Sam's Club; **VANGUARD Group** includes Vanguard, Ole, Huarun SG, Hongkelong, TESCO; **BAILIAN Group** includes Century Mart, GMS, Lian Hua, Hua Lian, Quik etc. **Bubugao Group** includes Bubugao, Nancheng. **Hongqi Group** includes Hongqi and Huhui ; **SUNING Group** includes SUNING CVS, DIA, CARREFOUR , OK CVS; **WU-MART Group** includes Wu-mart, Metro, Chongbai , Chongkelongand New century ; **YONGHUI GROUP** includes Parknshop YH Bravo and Taste. **Kantar Worldpanel expanded fast moving consumption goods categories coverage from 2022.** Changes may lead to inconsistencies with previous year's data. New categories include flour, seaweed, Chinese noodle, sachima/baked bran, laundry sheet/tablets, nuts, vinegar, rice, dried vegie and fruit, Chinese sauce and water purifier filter. **SRP(Shopper Reach Point)**= Buyers * frequency.

KANTAR WORLDPANEL
A CTR SERVICE IN CHINA

Data Source: Kantar Worldpanel China - Based on FMCG Market Modern Trade (Hyper + Super + CVS)