Retail Snapshot
P13 | 2022

4 week share tracking of top 5 retail groups

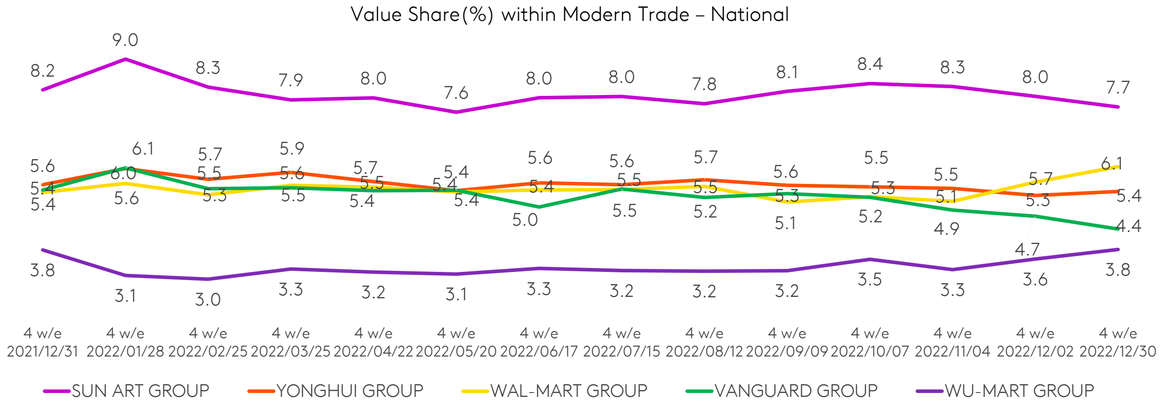

12 week KPI performance vs. last year for top 5 groups

	Penetration		Spend per trip (RMB)		Frequency		SRP (million)	
SUN ART GROUP	13.8%	-1.4pt	104.7	0.1%	4.1	-5.1%	110.4	-10.8%
YONGHUI GROUP	10.9%	-0.5pt	95.9	0.5%	3.8	-10.4%	81.1	-11.5%
WAL-MART GROUP	9.6%	-0.5pt	130.3	7.9%	3.3	-4.3%	62.1	-6.2%
VANGUARD GROUP	8.9%	-1.3pt	105.0	-2.3%	3.7	-9.7%	64.2	-18.1%
WU-MART GROUP	4.8%	-0.5pt	115.8	2.9%	4.7	-7.4%	44.0	-13.8 %

12 week share tracking of top 10 retail groups in four regions

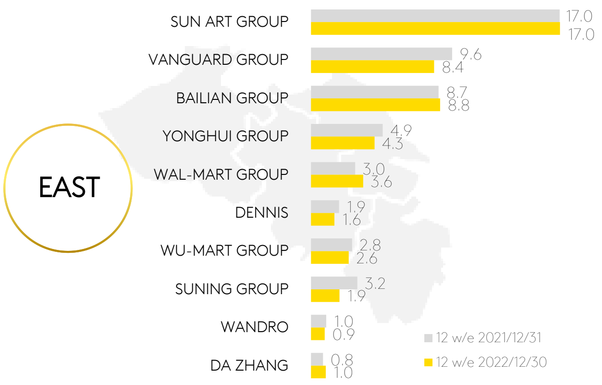

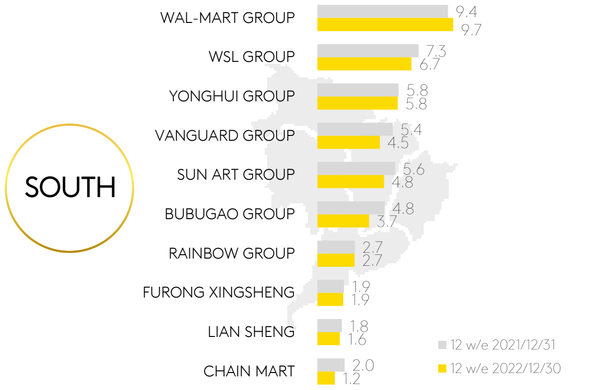

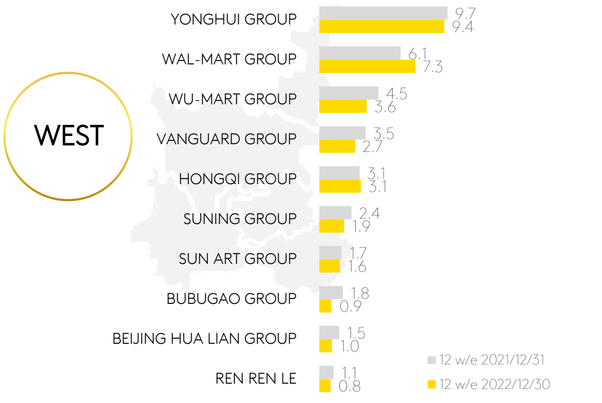

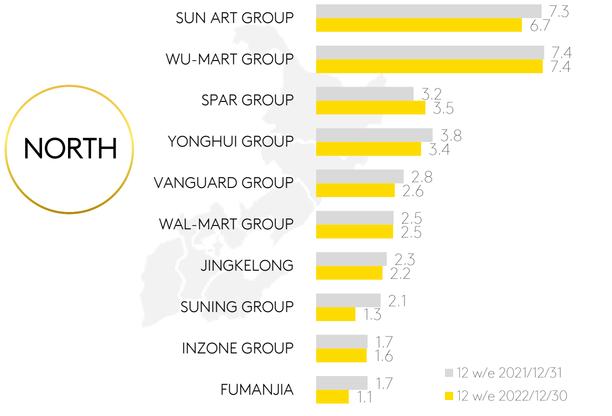

NOTE: **SUN ART Group** includes Auchan and RT-Mart; **WAL-MART Group** includes Wal-Mart, Trust-mart, Sam's Club; **VANGUARD Group** includes Vanguard, Ole, Huarun SG, Hongkelong, TESCO; **BAILIAN Group** includes Century Mart, GMS, Lian Hua, Hua Lian, Quik etc. **Bubugao Group** includes Bubugao, Nancheng. **Hongqi Group** includes Hongqi and Huhui; **SUNING Group** includes SUNING CVS, DIA, CARREFOUR, OK CVS; **WU-MART Group** includes Wu-mart, Metro, Chongbai, Chongkelongand New century; **YONGHUI GROUP** includes Parknshop YH Bravo and Taste. **Kantar Worldpanel expanded fast moving consumption goods categories coverage from 2022.** Changes may lead to inconsistencies with previous year's data. New categories include flour, seaweed, Chinese noodle, sachima/baked bran, laundry sheet/tablets, nuts, vinegar, rice, dried vegie and fruit, Chinese sauce and water purifier filter. **SRP(Shopper Reach Point)**= Buyers * frequency.