Retail Snapshot
P2 | 2023

4 week share tracking of top 5 retail groups

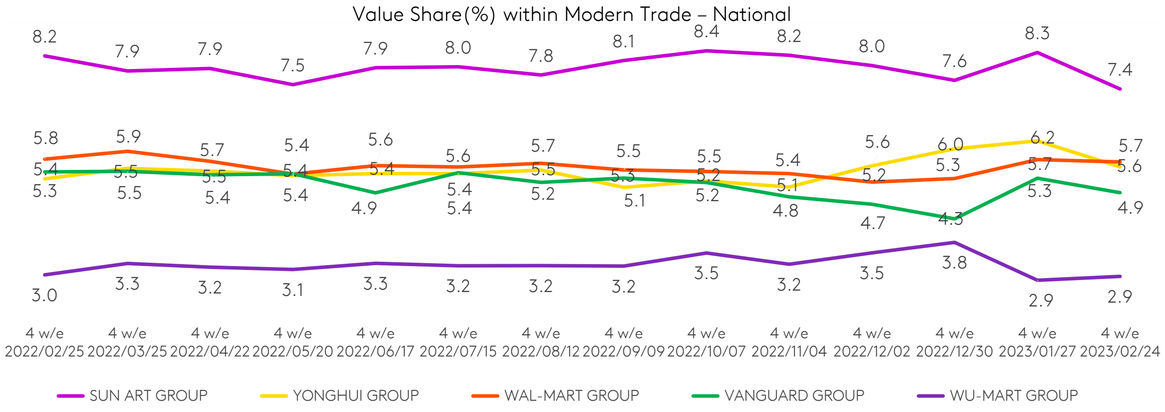

12 week KPI performance vs. last year for top 5 groups

	Penetration		Spend per trip (RMB)		Frequency		SRP (million)	
SUN ART GROUP	14.5%	-1.8pt	120.1	0.5%	3.9	-4.6%	112.3	-12.7%
YONGHUI GROUP	11.6%	-1.0pt	113.4	6.2%	3.7	-8.2%	85.0	-13.2%
WAL-MART GROUP	11.0%	0.0pt	149.1	6.4%	3.1	-5.1%	68.4	-2.1%
VANGUARD GROUP	9.5%	-1.4pt	125.2	-0.2%	3.6	-7.1%	67.6	-16.9%
WU-MART GROUP	4.8%	-0.5pt	133.6	11.0%	4.2	-11.4%	40.2	-17.6%

12 week share tracking of top 10 retail groups in four regions

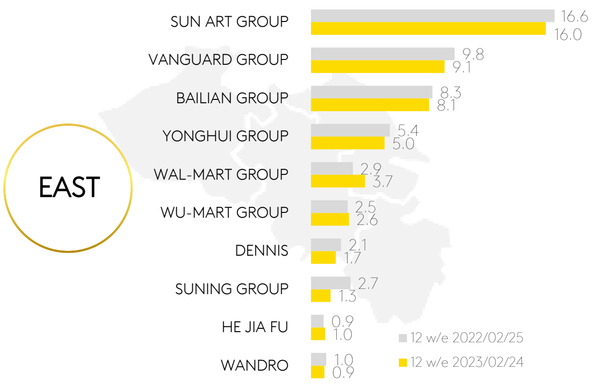

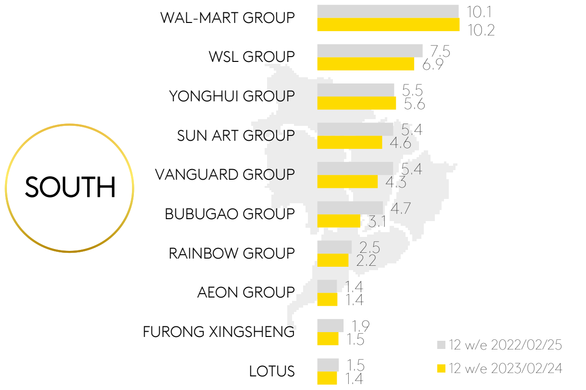

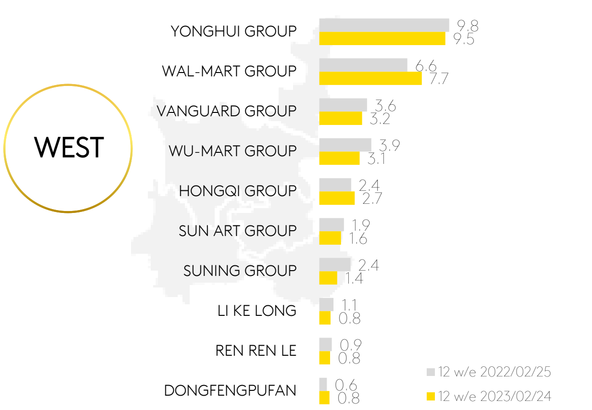

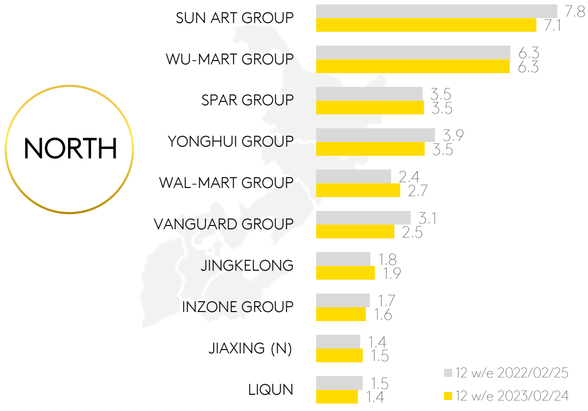

NOTE: **SUN ART Group** includes Auchan and RT-Mart; **WAL-MART Group** includes Wal-Mart, Trust-mart, Sam's Club; **VANGUARD Group** includes Vanguard, Ole, Huarun SG, Hongkelong, TESCO; **BAILIAN Group** includes Century Mart, GMS, Lian Hua, Hua Lian, Quik etc. **Bubugao Group** includes Bubugao, Nancheng. **Hongqi Group** includes Hongqi and Huhui; **SUNING Group** includes SUNING CVS, DIA, CARREFOUR, OK CVS; **WU-MART Group** includes Wu-mart, Metro, Chongbai, Chongkelongand New century; **YONGHUI GROUP** includes Parknshop YH Bravo and Taste. **Kantar Worldpanel expanded fast moving consumption goods categories coverage from 2022.** Changes may lead to inconsistencies with previous year's data. New categories include flour, seaweed, Chinese noodle, sachima/baked bran, laundry sheet/tablets, nuts, vinegar, rice, dried vegie and fruit, Chinese sauce and water purifier filter. **SRP(Shopper Reach Point)**= Buyers * frequency.

KANTAR WORLDPANEL
A CTR SERVICE IN CHINA

Data Source: Kantar Worldpanel China - Based on FMCG Market Modern Trade (Hyper + Super + CVS)