Retail Snapshot
P5 | 2023

4 week share tracking of top 5 retail groups

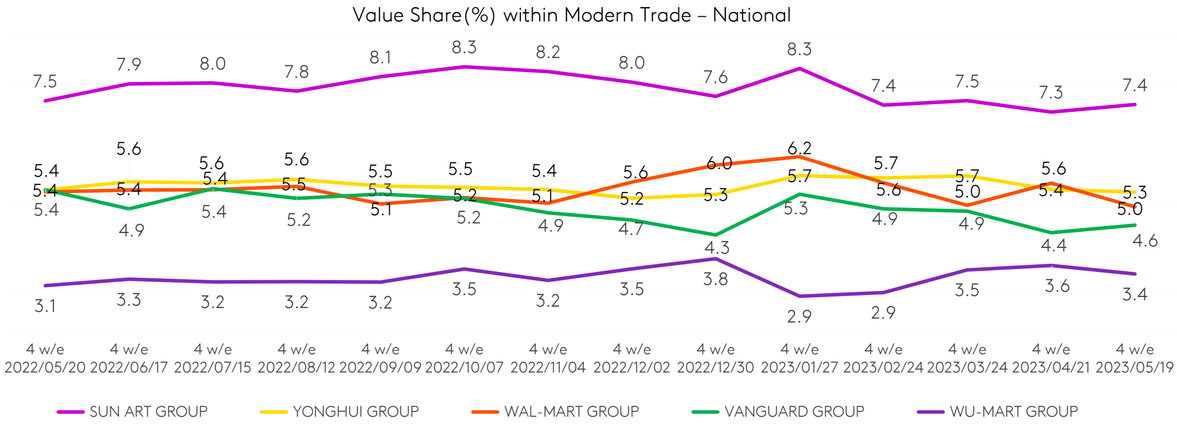

12 week KPI performance vs. last year for top 5 groups

	Penetration		Spend per trip (RMB)		Frequency		SRP (million)	
SUN ART GROUP	13.9%	-0.9pt	104.8	1.0%	4.0	-4.4%	112.4	-7.7%
YONGHUI GROUP	11.6%	-0.5pt	98.1	5.1%	3.8	-8.6%	89.0	-10.0%
WAL-MART GROUP	9.9%	-0.2pt	127.0	-2.4%	3.2	-5.0%	64.9	-4.6%
VANGUARD GROUP	9.0%	-1.0pt	109.4	-1.8%	3.7	-8.5%	66.9	-15.3%
WU-MART GROUP	4.6%	-0.5pt	129.9	25.4%	4.6	-8.0%	42.6	-14.4%

12 week share tracking of top 10 retail groups in four regions

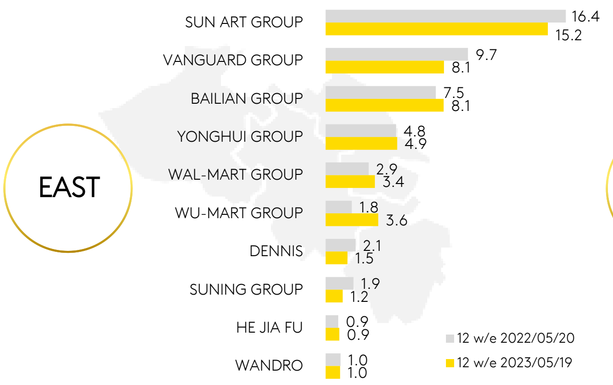

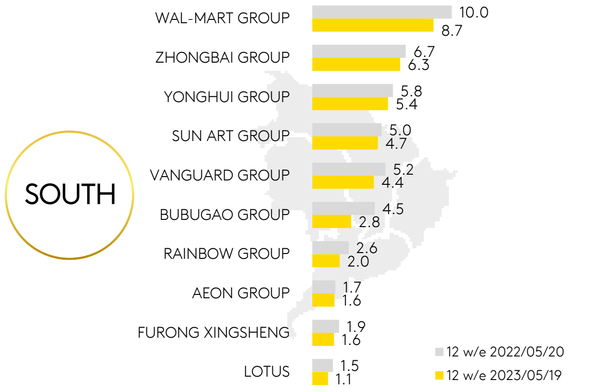

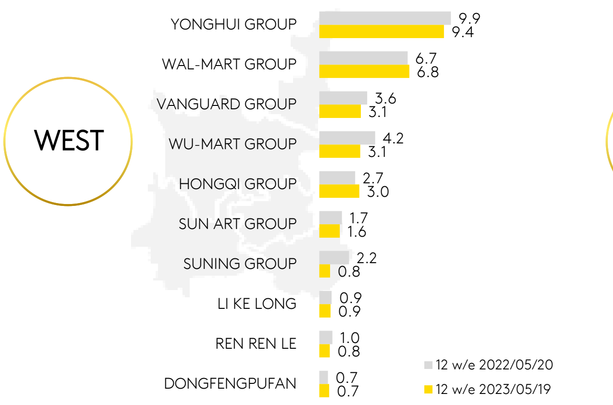

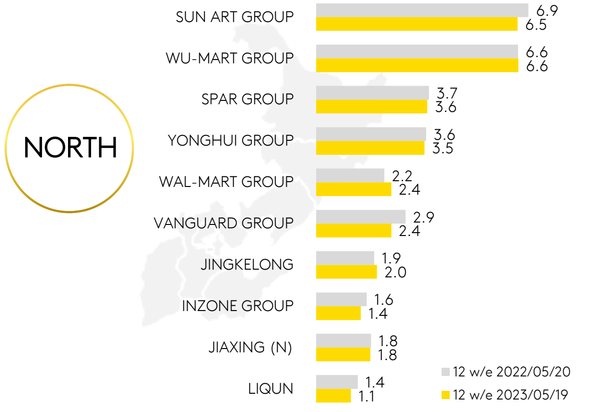

NOTE: **SUN ART Group** includes Auchan and RT-Mart; **WAL-MART Group** includes Wal-Mart, Trust-mart, Sam's Club; **VANGUARD Group** includes Vanguard, Ole, Huarun SG, Hongkelong, TESCO; **BAILIAN Group** includes Century Mart, GMS, Lian Hua, Hua Lian, Quik etc. **Bubugao Group** includes Bubugao, Nancheng. **Hongqi Group** includes Hongqi and Huhui; **SUNING Group** includes SUNING CVS, DIA, CARREFOUR, OK CVS; **WU-MART Group** includes Wu-mart, Metro, Chongbai, Chongkelongand New century; **YONGHUI GROUP** includes Parknshop YH Bravo and Taste. **Kantar Worldpanel expanded fast moving consumption goods categories coverage from 2022.** Changes may lead to inconsistencies with previous year's data. New categories include flour, seaweed, Chinese noodle, sachima/baked bran, laundry sheet/tablets, nuts, vinegar, rice, dried vegie and fruit, Chinese sauce and water purifier filter. **SRP(Shopper Reach Point)**= Buyers * frequency.

Data Source: Kantar Worldpanel China - Based on FMCG Market Modern Trade (Hyper + Super + CVS)