Retail Snapshot

P7 | 2023

4 week share tracking of top 5 retail groups

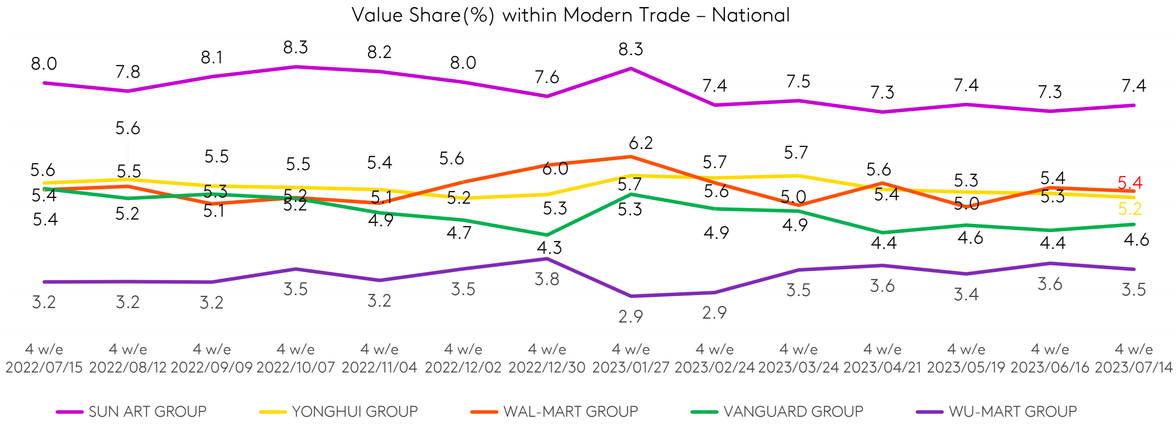

12 week KPI performance vs. last year for top 5 groups

	Penetration		Spend per trip (RMB)		Frequency		SRP (million)	
SUN ART GROUP	13.5%	-1.1pt	104.4	2.3%	4.1	-3.1%	112.0	-7.9%
YONGHUI GROUP	11.2%	-0.8pt	96.3	5.4%	3.9	-5.1%	87.0	-9.4%
WAL-MART GROUP	9.6%	-0.3pt	132.1	3.3%	3.2	-5.3%	63.2	-5.6%
VANGUARD GROUP	8.8%	-0.8pt	110.3	-0.1%	3.6	-8.6%	64.9	-14.3%
WU-MART GROUP	4.6%	-0.4pt	132.3	24.7%	4.5	-6.6%	42.0	-12.1%

12 week share tracking of top 10 retail groups in four regions

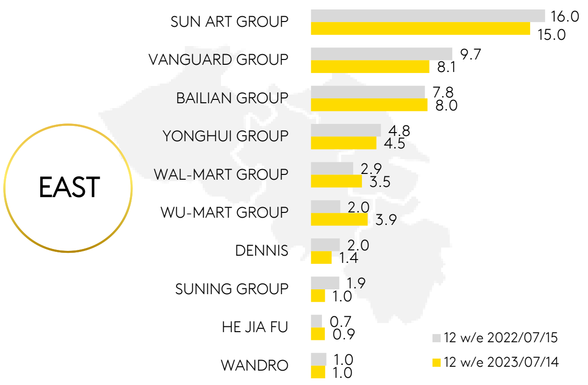

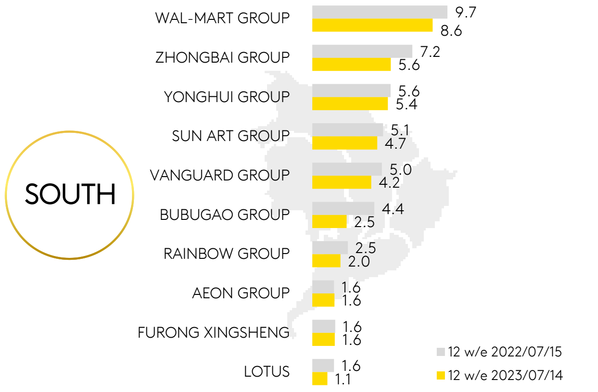

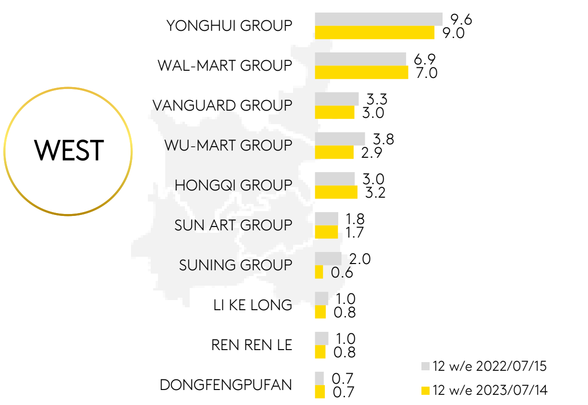

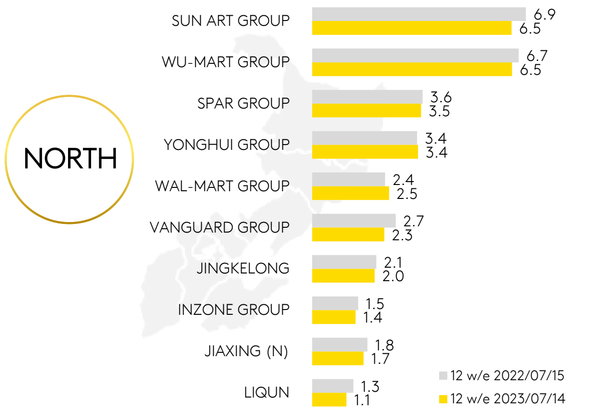

NOTE: **SUN ART Group** includes Auchan and RT-Mart; **WAL-MART Group** includes Wal-Mart, Trust-mart, Sam's Club; **VANGUARD Group** includes Vanguard, Ole, Huarun SG, Hongkelong, TESCO; **BAILIAN Group** includes Century Mart, GMS, Lian Hua, Hua Lian, Quik etc. **Bubugao Group** includes Bubugao, Nancheng. **Hongqi Group** includes Hongqi and Huhui; **SUNING Group** includes SUNING CVS, DIA, CARREFOUR, OK CVS; **WU-MART Group** includes Wu-mart, Metro, Chongbai, Chongkelongand New century; **YONGHUI GROUP** includes Parknshop YH Bravo and Taste. **Kantar Worldpanel expanded fast moving consumption goods categories coverage from 2022.** Changes may lead to inconsistencies with previous year's data. New categories include flour, seaweed, Chinese noodle, sachima/baked bran, laundry sheet/tablets, nuts, vinegar, rice, dried vegie and fruit, Chinese sauce and water purifier filter. **SRP(Shopper Reach Point)**= Buyers * frequency.