Worldpanel
a CTR service in China

Retail Snapshot | China 2025P6

4-week share tracking of top 5 retail groups

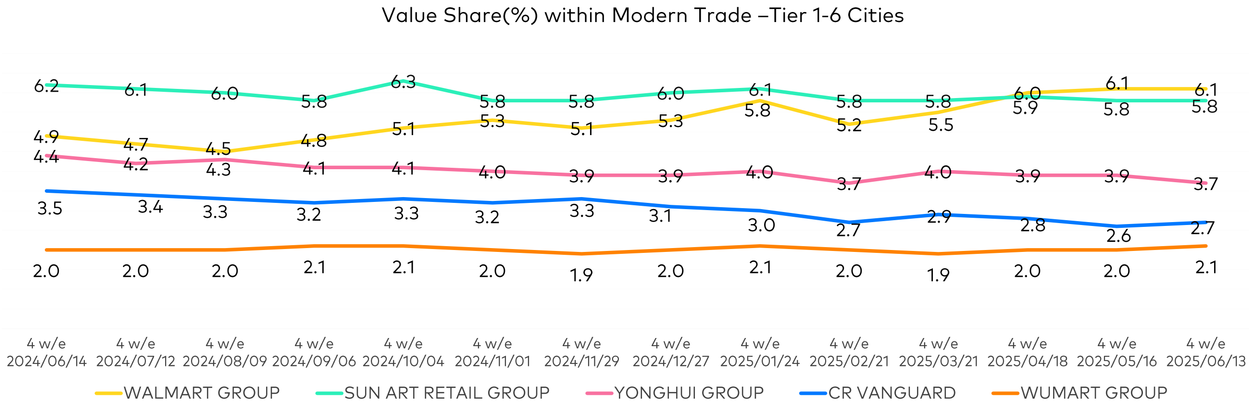

12-week KPI performance vs. last year for top 5 groups

	Penetration		Spend per trip (RMB)		Frequency		SRP (million)	
WALMART GROUP	11.4%	2.0pt	138.3	1.8%	3.1	-3.5%	96.6	18.6%
SUN ART RETAIL GROUP	10.9%	-0.8pt	106.8	-1.4%	4.0	0.6%	120.1	-5.2%
YONGHUI GROUP	8.5%	-1.5pt	101.3	6.9%	3.6	-7.9%	83.1	-20.8%
CR VANGUARD	5.4%	-1.8pt	109.8	-0.7%	3.6	-2.9%	53.6	-26.4%
WUMART GROUP	3.7%	0.0pt	107.2	0.4%	4.2	-1.7%	42.0	0.4%

12-week share tracking of top 10 retail groups in four regions

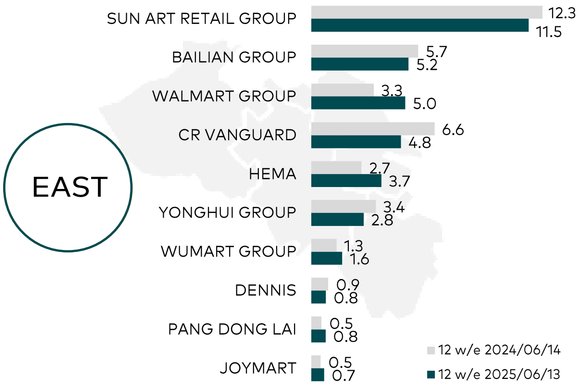

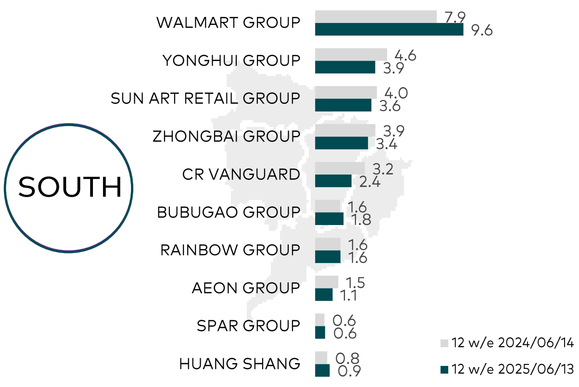

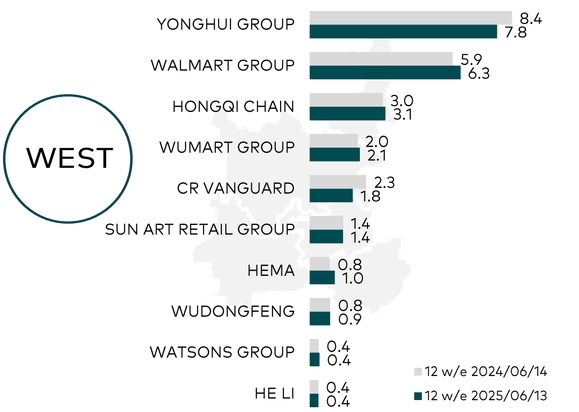

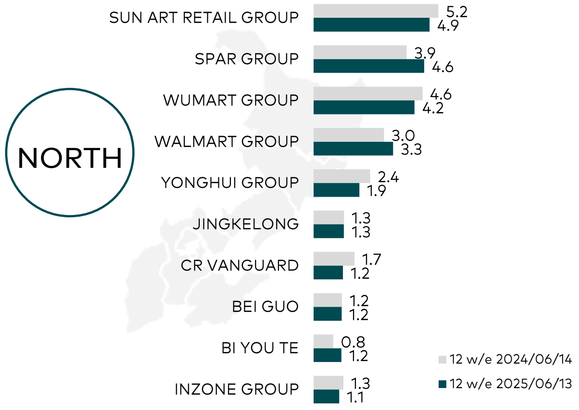

NOTE: SUN ART Group includes Auchan and RT-Mart; WAL-MART Group includes Wal-Mart, Trust-mart, Sam's Club; VANGUARD Group includes Vanguard, Ole, Huarun SG, TESCO; BAILIAN Group includes Century Mart, GMS, Lian Hua, Hua Lian, Quik etc. BUBUGAO Group includes Bubugao, Nancheng; WU-MART Group includes Wu-mart, Metro, Chongbai and New century; YONGHUI Group includes Parknshop YH Bravo and Taste; HEMA includes Hema, Hema MINI , Hema X Club, HEMA Outlets, Hema Premier, Hema NB.

Data Source: Worldpanel China - Based on FMCG Market Modern Trade (Hyper + Super + CVS) and cover tier 1-6 cities.