Worldpanel
a CTR service in China

Retail Snapshot | China 2025P8

4-week share tracking of top 5 retail groups

Value Share(%) within Modern Trade –Tier 1-6 Cities

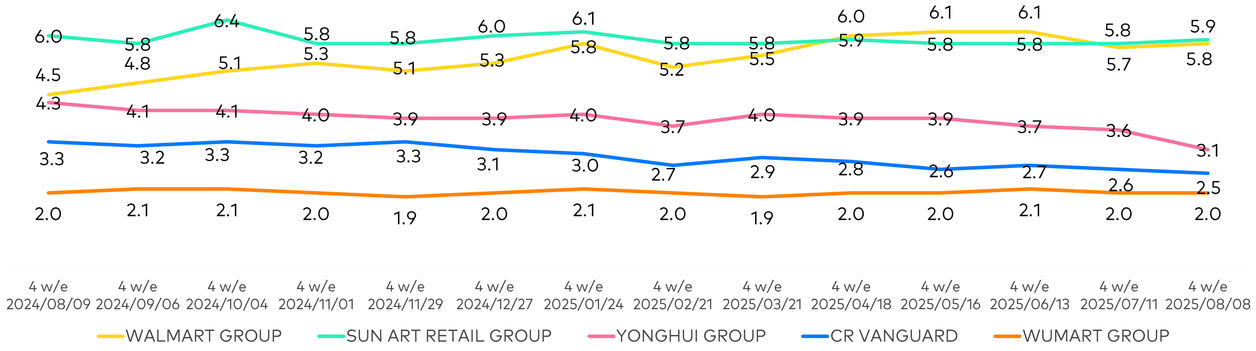

12-week KPI performance vs. last year for top 5 groups

	Penetration		Spend per trip (RMB)		Frequency		SRP (million)	
WALMART GROUP	11.4%	2.4pt	134.4	2.3%	3.1	-5.3%	95.0	21.6%
SUN ART RETAIL GROUP	11.3%	-0.4pt	101.7	-3.0%	4.0	-0.5%	124.0	-2.8%
YONGHUI GROUP	8.2%	-1.8pt	98.3	5.0%	3.4	-7.4%	76.8	-23.7%
CR VANGUARD	5.5%	-1.3pt	105.5	-3.0%	3.6	-3.7%	53.2	-21.7%
WUMART GROUP	3.6%	0.0pt	107.2	1.6%	4.3	-0.9%	41.5	-0.8%

12-week share tracking of top 10 retail groups in four regions

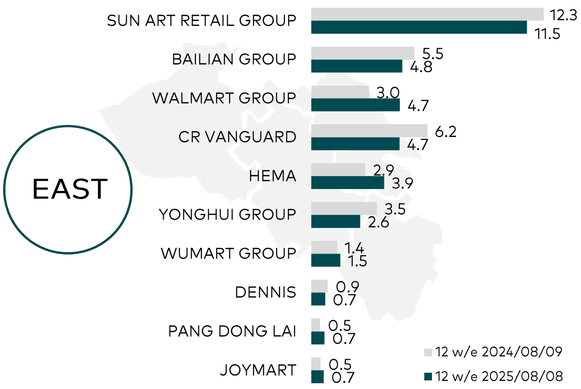

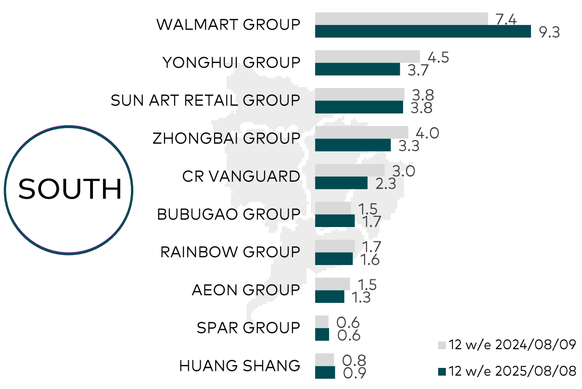

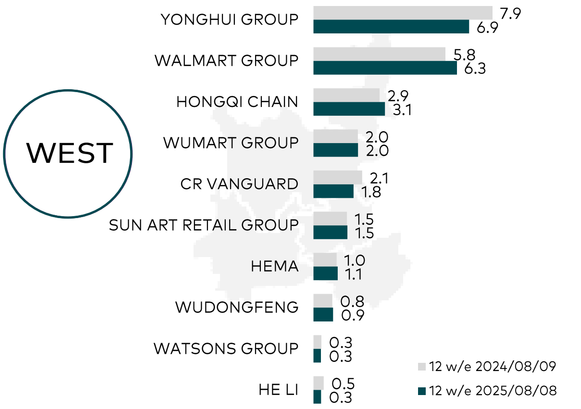

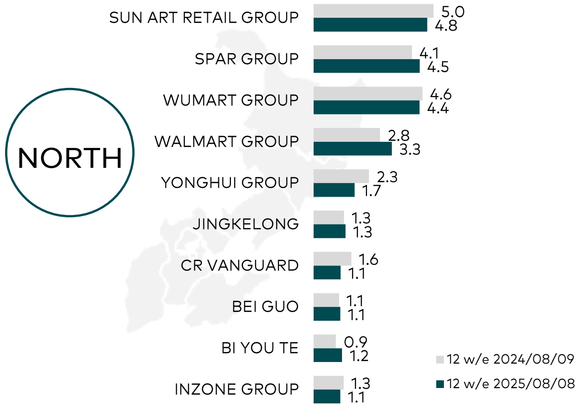

NOTE: SUN ART Group includes Auchan and RT-Mart; WAL-MART Group includes Wal-Mart, Trust-mart, Sam's Club; VANGUARD Group includes Vanguard, Ole, Huarun SG, TESCO; BAILIAN Group includes Century Mart, GMS, Lian Hua, Hua Lian, Quik etc. BUBUGAO Group includes Bubugao, Nancheng; WU-MART Group includes Wu-mart, Metro, Chongbai and New century; YONGHUI Group includes Parknshop YH Bravo and Taste; HEMA includes Hema, Hema MINI , Hema X Club, HEMA Outlets, Hema Premier, Hema NB.

Data Source: Worldpanel China - Based on FMCG Market Modern Trade (Hyper + Super + CVS) and cover tier 1-6 cities.