Worldpanel
a CTR service in China

Retail Snapshot | China 2025P9

4-week share tracking of top 5 retail groups

Value Share(%) within Modern Trade –Tier 1-6 Cities

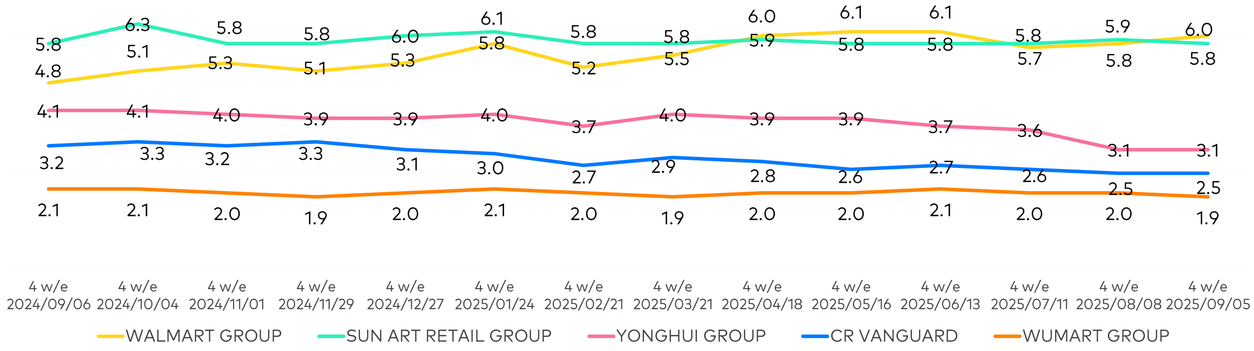

12-week KPI performance vs. last year for top 5 groups

	Penetration		Spend per trip (RMB)		Frequency		SRP (million)	
WALMART GROUP	11.7%	2.8pt	130.4	1.3%	3.0	-7.4%	96.7	21.9%
SUN ART RETAIL GROUP	11.5%	-0.3pt	99.5	-2.7%	4.0	0.7%	126.0	-1.2%
YONGHUI GROUP	8.0%	-1.9pt	95.1	2.1%	3.4	-6.6%	74.7	-24.1%
CR VANGUARD	5.5%	-1.1pt	103.8	-3.0%	3.5	-7.0%	52.4	-22.1%
WUMART GROUP	3.5%	-0.2pt	106.4	1.3%	4.3	-0.4%	40.4	-4.5%

12-week share tracking of top 10 retail groups in four regions

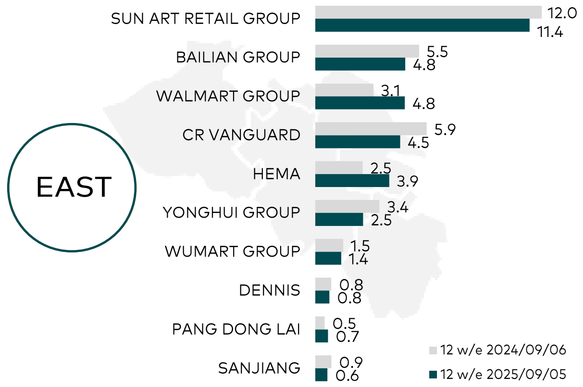

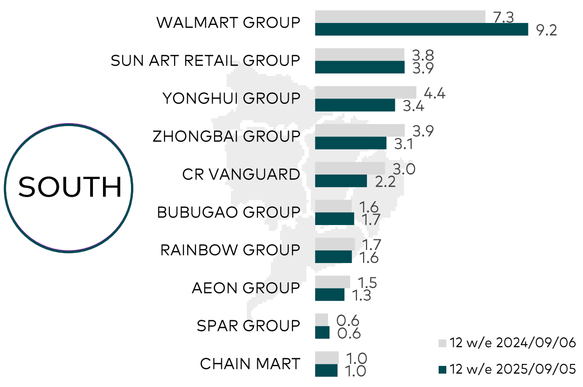

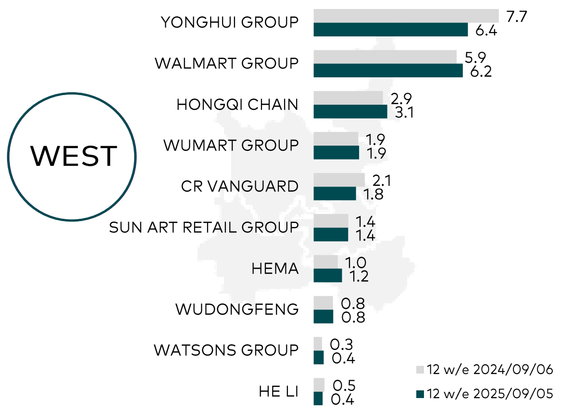

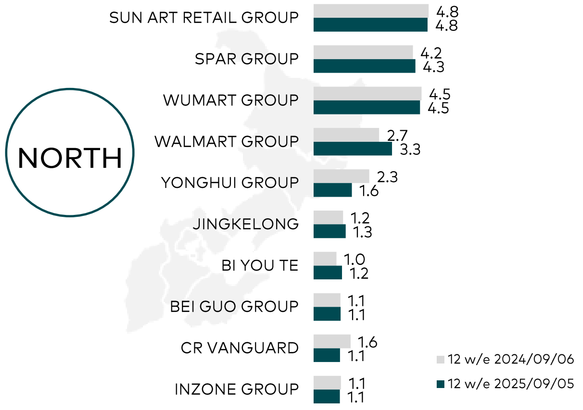

NOTE: SUN ART Group includes Auchan and RT-Mart; WAL-MART Group includes Wal-Mart, Trust-mart, Sam's Club; VANGUARD Group includes Vanguard, Ole, Huarun SG, TESCO; BAILIAN Group includes Century Mart, GMS, Lian Hua, Hua Lian, Quik etc. BUBUGAO Group includes Bubugao, Nancheng; WU-MART Group includes Wu-mart, Metro, Chongbai and New century; YONGHUI Group includes Parknshop YH Bravo and Taste; HEMA includes Hema, Hema MINI , Hema X Club, HEMA Outlets, Hema Premier, Hema NB.

Data Source: Worldpanel China - Based on FMCG Market Modern Trade (Hyper + Super + CVS) and cover tier 1-6 cities.